



Newsletter

November General Meeting — November 5, 2024 at 7 PM at the Mount Vernon Christian School

BRING & BRAG

Take a look at the Bring & Brag projects from the October meeting.

RAFFLE PRIZE

Check out this month's Special Raffle Prize!

EDUCATION NEWS

Get caught up on the upcoming classes.

Click the underlined title in the boxes above to be taken directly to that section of the newsletter.

President's Message...

Hello fellow woodworkers, Since the weather has gotten cooler and wetter as I write this, many of you are heading to the shop to get your Christmas Projects going and I am going to add something to the list! It is time for another Presidents Challenge for 2025. The judging will most likely be our July 2025 membership meeting.

The President's Challenge is "**Inspiration**" - Anything inspired from the NCWA library, Your personal Library, magazines, social media. I will require the piece along with what the inspiration was - so please provide the original image, article or book where the inspiration came from. (Must be presented/printed and presented alongside the Entry.)

I want the best you can make and you have over six months to get creative. I will have two categories New to woodworking and then experienced. Let's give King, our last winner, a run for his money!

Look forward to seeing what you can come up with.

Happy Holidays! - Barry Tonkin

Connect with
your fellow
members:



[Instagram](#)



[Facebook](#)



[YouTube](#)



[Website](#)

November 5th at 7 PM at the Mount Vernon Christian School

Five Steps for Successful Gluing by Bob Behnke

Bob Behnke is Franklin International's Technical Service Director for the Construction Division, handling all technical aspects of the **Titebond** product line of wood glues, construction adhesives, wood flooring adhesives and sealants.



At Franklin Bob manages a group tasked with handling all calls to the company's 800 number along with technicians tasked with testing of competitive products and new substrates. Bob has worked for over 30 years in the adhesives and sealants industry with experience in the development of emulsion polymers, scale up from bench to production of a range of adhesive technologies and development of breathable technology for organic and inorganic fabrics.

Bob will discuss all aspects of gluing, from dry assembly to waiting for the glue to dry. Wood glues can affect the wood as it is being assembled and being prepared in advance will eliminate costly joint failures and frustrating disassembly.

The presentation will focus on the steps needed to use wood glues with ease, what to watch out for when the glue hits the wood and why failures occur.

Also covered will be some frequently asked questions and why there are so many different wood glues. Bring your gluing questions as we will hold time for discussions, it will not be just a presentation.



This Month's Raffle Drawing!

All members will receive a **FREE** raffle ticket at the **November 5th Meeting** at **The Mount Vernon Christian School**



Our November Raffle will be this beautiful, 7" brass and stainless steel

Wood River Marking Gauge

(valued at \$55).

Remember, you must attend to receive your free ticket!



Mark Your Calendars!

November 5th, In Person at the Mount Vernon Christian School – Bob Behnke from Titebond Glue

November 21st – NCWA Board of Directors Meeting via Zoom (if you would like to attend any BOD meeting via Zoom, please email King Dahl at kingdahl1@gmail.com)

December 3rd – End of Year President's Recap and voting of 2025 Officers at the Mount Vernon Christian School

Education Committee Announcement

Submitted by Andrew Pellar – The Education Committee will have the signup sheets for the following classes at the next meeting. If the classes don't fill at the meeting, open registration will be sent via e-mail.

November 9 -Build a Hand Plane Class - If you are interested in this class, you will need to buy the blade we will be using at the time of sign up. The cost is \$ 50.00 for the blade. We want you to bring it to the class razor sharp and ready to go.

November 16 - Design Symposium - a class about different aspects of design conducted by a panel of club luminaries.

Hand-cut Dovetail Class Recap... – Submitted by David Shull

The fall 2024 hand-cut dovetail class was held at David Shull's shop in Bellingham. Five intrepid woodworkers attended - Dave Weisenhorn, Don Cooper, Marc Lathrup, Scott Evoy, and Tal Blair. Unlike previous classes, no one froze, there was plenty of light for woodworking, and no students mistakenly mixed maple saw dust into their coffee thinking it was creamer! There was coffee and coffee cake. Everyone left the class with a lovely dovetail joint, some useful tips for layout, sawing and chiseling, and some sneaky tips for making "hand-cut" dovetails using power tools. No blood was spilled on David's woodworking bench. It was a spectacular way to spend a Saturday morning.



A Note from our Treasurer

RENEW YOUR MEMBERSHIP NOW!

ANNUAL MEMBERSHIP DUES for 2025 are \$35.00 - Annual Dues (no increase for 2025!)

Dues for 2025 have started to roll in and we need to keep them coming! About ten percent of our club members have already renewed their membership for next year.

Members have the option to renew their membership and pay their dues on-line using PayPal, or by mailing a check to the NCWA Treasurer.

To pay dues on-line with PayPal:

Log on the NCWA web page (<https://www.ncwawood.org/>) and click on the "Debit or Credit Card" PayPal button, enter your debit or credit card information (\$35.00 will automatically be charged to your card).

To pay dues with a personal check:

Mail a \$35.00 check (payable to: NCWA) to the Club's treasurer:

NCWA

c/o Al Ashley

26220 48th Ave NE

Arlington, WA 98223

Membership cards will be distributed to renewing members beginning in January. — *Submitted by Al Ashley*

Library News

Improved method to record checked out & returned items

Submitted by Bill Pierce – There are always better ways to do things. And that applies to the way we, at your Library, have members record in our log sheets when either returning or checking out an item.

PREVIOUSLY - We had 4 separate logs for members to record into - one each for books or videos to check out, and one each for books or videos being returned. Turns out that we can make it simpler.



NOW - CHECK OUTS: There will only be 1 log sheet for checking out either a book or a video – into the same sheet. This will save time when you want to check out both book(s) and video(s), as all will now be done in one place. And no need to identify if a book or video, as the ‘call’ numbers tell us that.

NOW - RETURNS: There will only be 1 log sheet for when returning book(s) and/or videos. The list will still be sorted by your last name/first name, and then by the item’s call number. The difference is that this list will show – right next to your name – a combination of every book and video you have currently checked out. You won’t need to go back and forth between multiple separate logs on separate tables.

BOTTOM LINE: Now only 2 logs to use, one labeled “Library Return” and one labeled “Library Check Out”.

Other Woodworking NEWS!...

Epic Weekend at Tom McLaughlin’s Shop – *Submitted by Mark Kraus*

On Sept. 26-28 Mark Kraus had the opportunity to attend one of Tom McLaughlin’s Epic Weekends at his workshop in Canterbury, NH (www.epicwoodworking.com).



Andrew Hunter



Tom McLaughlin, Kris (the camera lady, and Mark)

Twenty three attendees enjoyed three days of immersive presentations and a tour of David Lamb’s shop nearby. Andrew Hunter talked about Chinese furniture joinery (crazy precise and intricate) and the use of Japanese hand tools.

Mike Pekovich talked about furniture design in two interesting presentations.

And Tom worked through the design of a dining room arm chair involving the feedback and inputs of the attendees to guide the design process. He mocked up the chair in real time and actually sat on the mockup (only dry fitted!).



Mike Pekovich

We toured David Lamb's workshop where he discussed his love of old belt driven woodworking machines (he restores and regularly uses them) and his extensive portfolio.





David's vintage machines –
A belt driven band saw and 24" jointer. He uses both regularly.

Center for Furniture Craftsmanship

Later in Mark's trip, he visited the Center for Furniture Craftsmanship (www.woodschoolorg) in Rockport, Maine. It is composed of multiple buildings that include:

- Three Bench Rooms, each with its associated machine room
- An extensive woodworking library
- The Messler Gallery, with changing woodworking shows

The school has an extensive catalog of year round programs, from basic skills to advanced fellowships. There were probably 100 persons spread across the various classes and benches that day. In one of the bench rooms, a Shaker end table was being built as part of a class - nearly identical to the end table class Mark is teaching for NCWA now. One of the instructors, Tim Rousseau, has produced 51 free videos on various basic woodworking skills, which are very well done (see www.woodschoolorg).



Lie Nielsen Toolworks

What eastern trip would not be complete without a stop at Lie Nielsen in Warren, Maine? Mark talked with the shop foreman, who described the CNC operations to produce their exacting tools. The showroom has one of every tool in it and benches where you can try out the tools before deciding to make the investment.



Bring and Brag

Just a reminder, if you have a project you'd like to showcase for Bring and Brag at an upcoming meeting, but your project is too large to bring in person, please send photos to Greg Koenker at gkoenker@gmail.com a few days prior to the meeting. This allows Greg ample time to get the photos uploaded, and ready for display.



David Shull – Sapele and Ebony Coffee Table

Joan Mann - Intarsia of nautical scene made from many different woods

Jim Bucknell – End Table built with Spalted Koa and Ebonized Cherry



Preferred Vendors offering DISCOUNTS to NCWA Members:

NORTH –

Hardware Sales

Bellingham Millwork

Hardwoods to Get

Windsor Plywood

Village Books

WEST –

Sebo's Hardware

SOUTH –

Martin Lumber/True Value

Stormo Hardwoods

CENTRAL –

Ekrem Hardware

Stockton's Paints

Mt. Vernon Building Center

Sherwin-WilliamsPaint

EAST –

E & E Lumber

SPECIALTY –

Edensaw Woods

FASTCAP

Klingspor Woodworking Shop

NCWA is open to all interested woodworkers, and was formed to promote high standards in woodworking, woodworking education and showcasing local woodworking. Meetings are generally held on the first Tuesday of each month at 7:00 pm. Dues are \$35 per year, payable to NCWA, 26220 48th Ave NE, Arlington, WA 98223. Submit newsletter articles by email to kingdahl1@gmail.com.

NCWA 2024 Board of Directors:

President – Nick Pederson

Vice President – Barry Tonkin

Treasurer – Al Ashley

Secretary – Christi Brua Weaver

Members at Large – Peter Gantt, Chuck Barnett, Don Mason, George Knutson

Committee Chairs:

Programs Committee – Peter Gantt, Chuck Barnett, Craig Edwards

Education – Andrew Pellar

Shows – King Dahl

Toys for Tots – John Braun

Newsletter – King Dahl

Library – Bill Pierce

Membership – Jerry Couchman

Shop Tours – TBA

Webmaster – Michael Titus

Meeting Minutes

Minutes of the NCWA General Meeting and the NCWA Board of Directors Meeting can be found on the club website www.ncwa.org

Vote for the 2025 NCWA Officers

It's election time once again! Per our club Bylaws, each December, NCWA members are asked to cast a vote for incoming officers to serve the next calendar year, from January 1 - December 31.

Officer positions include club President, Vice President, Treasurer, and Secretary. As you know, our volunteer Board of Directors and the NCWA Officers strive to provide club members with an engaging and educational experience. Quite simply, the goal is to create an all-around enjoyable place for those interested in the craft of woodworking to connect, share, and learn from one another.

Support from members, officers, and board members alike, combine to make NCWA the exceptional woodworker's club that it is. As we all evolve together, participation on committees, on the board, or as officers helps to strengthen our already robust foundation, and guide us into the future.

This year's slate of officers that we will vote on include...

President – Barry Tonkin

Vice President – Earl Kessler

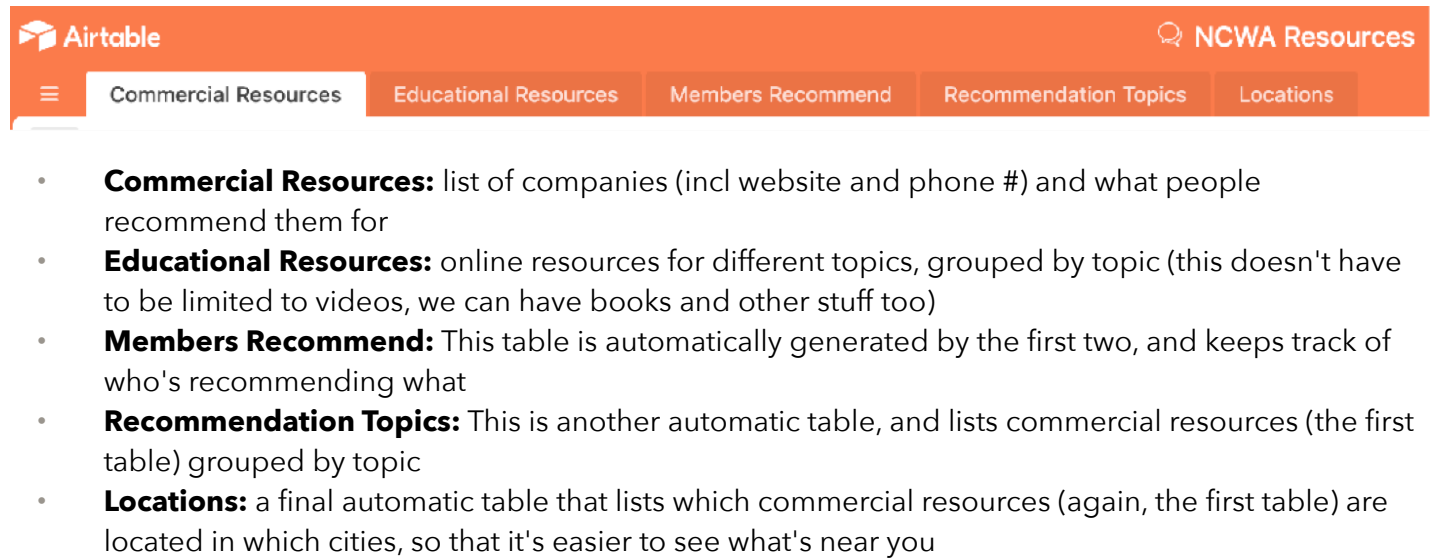
Treasurer – Al Ashley

Secretary – Christi Brua Weaver

NCWA Resources

Click this link – [NCWA Resources](#) – for our user-friendly database serving the purpose of storing information about recommendations from NCWA members.

There are 5 tables (1 tab for each) across the top, you can click each one to see its contents. This page is evolving and being updated in real time, so there will be new additions frequently.



The screenshot shows the Airtable interface for 'NCWA Resources'. At the top, there's an orange header with the Airtable logo on the left and 'NCWA Resources' on the right. Below the header is a navigation bar with five tabs: 'Commercial Resources' (selected), 'Educational Resources', 'Members Recommend', 'Recommendation Topics', and 'Locations'. Below the tabs, there is a list of five items:

- **Commercial Resources:** list of companies (incl website and phone #) and what people recommend them for
- **Educational Resources:** online resources for different topics, grouped by topic (this doesn't have to be limited to videos, we can have books and other stuff too)
- **Members Recommend:** This table is automatically generated by the first two, and keeps track of who's recommending what
- **Recommendation Topics:** This is another automatic table, and lists commercial resources (the first table) grouped by topic
- **Locations:** a final automatic table that lists which commercial resources (again, the first table) are located in which cities, so that it's easier to see what's near you

Let Tony know, or post on NCWA-Chat, what you think. This has the potential of being a super convenient, user-friendly database for all members.