



# Newsletter

## Special Meeting Date! — Saturday, June 8th at 11 AM Slab Farm Demonstration, BBQ, and Slab Sale

### SPECIAL DAY & LOCATION FOR THE JUNE MEETING

Click above to learn  
more

### LIBRARY NEWS!

Check out the latest  
acquisitions in the  
NCWA LibraRY

### MEETING MINUTES

Get caught up on the  
goings on of your club.

*Click the underlined title in the boxes above to be taken directly to that section of the newsletter.*

### **President's Message...**


Well, with Summer officially open, as I look out of my office at the showers and grey clouds... Welcome to the PNW :o). ahhh Summer!

Take a moment to celebrate the good things you have in your life. The people you work with and spend time with. Friendship and community that we have due to our club. This month my ask is to reach out to someone and help them with a project or accept help on a project you might be stuck on. Use our community to its fullest, ask questions, gain an invitation to see someone's shop, open yours up to people, share and collaborate on projects. It will be easier on you and will provide much needed support for others.

One of our strengths is our people throughout the club: Building a shed? Adding insulation to a shop? doing some much-needed repairs to the outside of your house? It will go easier with friends. Don't be afraid to ask for help, and let's support each other.

Pay it forward. — Barry Tonkin

Connect with  
your fellow  
members:



[Instagram](#)



[Facebook](#)



[YouTube](#)



[Website](#)

# SPECIAL JUNE MEETING — **Saturday, June 8th, at 11:00 AM** **We will meet at Greg Klassen's for a unique experience...**

We will start the NCWA meetup at Greg Klassen's studio at **1716 E. Pole Rd. Everson, WA** at 11am. Then at 11:30ish we will move to Slab Farm, 3 minutes down the road at **1460 Van Dyk Rd** for a sawmill demonstration and a short discussion about Klassen's business. This will be followed by a BBQ LUNCH, and then we'll end with the Slab Farm Annual Wood Sale. The public is invited to the wood sale beginning at 1pm and ending at 4pm.



Slab Farm is a partnership between 4th generation Lynden farmer and engineer Landon Van Dyk and internationally-acclaimed woodworker and artist Greg Klassen. Our business is located on the 4th generation Van Dyk farm just outside of Lynden, WA and our specialty is cutting large slabs on our Wood Mizer slabbing bandsaw mill using locally salvaged trees. Our inventory of slabs includes big leaf maple, fir, cedar, elm, oak, alder and various other local trees with an emphasis on larger slabs.

Inspired by the rugged beauty of the Pacific Northwest, Greg Klassen designs furniture and art from sustainably harvested trees at his farmhouse studio in Everson, Wash. A husband, father and master craftsman, Klassen has studied furniture design and fine woodworking in such diverse locales as California's redwood coast and an island village in Sweden. In 2011, Klassen launched his trailblazing River Collection featuring wood slabs adorned with vibrant blue glass evoking the spirit of rivers, lakes and waterfalls. He is the original creator of the River Table design and it is the most widely imitated furniture design of his generation. Klassen's globally acclaimed work is

crafted from carefully selected live edge wood slabs which inspire the form of each unique piece and is artfully joined together with hand-cut glass. The natural shapes of the wood ensure that no two of Klassen's pieces are the same and his deft touch makes certain each piece is filled with layers, texture and nuance.

All work, including tables and wall art, is exclusively crafted in Klassen's self-built studio space. The workshop sits adjacent to his young family's century-old farmhouse surrounded by raspberry fields and mountain vistas. The location is purposeful and acts as further inspiration for Klassen's art. His work lives in the personal collections of his fans and patrons around the world and has also been shown at national exhibitions including the prestigious Smithsonian Craft Show.


**THIS IS A MEETING YOU DO NOT WANT TO MISS!!**

## June Raffle Drawing

*Everyone in attendance at the June meeting will get a raffle ticket with a chance to win!*

The June raffle item will be a 750 ml can of Osmo 410 Satin finish. Osmo is a clear natural plant based oil finish and 410 contains UV protection.

It can be used on both indoor and outdoor projects. \$47 value! It's recommended that you store this product in a StopLoss Bag after opening to preserve the product.



**Remember**, if you want to review, or view for the first time, Tom McLaughlin's excellent NCWA presentation for our May Meeting on the concept of **Grain Graphics**, just click the link below to be taken to our own, NCWA section of Tom's website. You can also view the previous two sessions Tom has done for the club in this manner. It's a cool site! Check it out!...

<https://www.epicwoodworking.com/sss-ncwa/>

## Mark Your Calendars!

**SATURDAY, June 8th, 11:00 AM** – Greg Klassen's Sawmill and Slab Farm...with BBQ Lunch!

**July 2nd, 7:00 PM** – Bob Kramer at *The Hillcrest Lodge*

**August 2-4** – The annual Anacortes Arts Festival!

## Bring and Brag


*Due to the May General Meeting being held online, there was no Bring and Brag. And due to the unique location of this month's meeting at Slab Farm, there will be no Bring and Brag again. Save those projects and bring them for July!*



## Community Bulletin Board

*If you'd like to let other members know of tools or wood you have for sale, or if you offer any type of service you feel would benefit members, here's the place to post it. Just send King Dahl an email at [kingdahl1@gmail.com](mailto:kingdahl1@gmail.com) for inclusion in the monthly newsletter.*

**For Sale** - Roger Shimer reported that Caleb Connell (360) 319-2581, is selling a number of slabs from his inventory that have been stored in his basement for the past 4-6 years. He's a contractor and a hobbyist and has milled all the wood himself. Slabs, crotches, rounds, and misc... Sycamore, walnut, cherry, maple, sequoia, etc. in various thickness. He is willing to sell everything pictured and has more that's not pictured. For pricing, contract him for negotiating. If you see something that you are interested in, please get in touch with him. **Caleb Connell (360) 319-2581. Bellingham.**





### **Notes of Interest:**

*Submitted by Mark Kraus* – If you have need for a very large abrasive belt sanding planer, one option is Noble Woodwork in Ballard (4776 Shilshole Ave NW, Seattle 98107 206-491-0578). They have a 52" wide sander that did a fine job on some walnut slabs for Mark Kraus recently. They provide custom milling for a number of local firms. Shop rate is \$150/hour.

*Submitted by Nick Pederson* – **Edensaw Lumber** <https://www.edensaw.com/> in Port Townsend has closed their retail shop attached to their large warehouse and moved it to 1615 West Sims Way, Port Townsend. The sales office and warehouse are open and available for business, as usual, in the original location. Before running over there to rummage through the retail store, make a note of the new location.

## Library News

### **New (to us) Videos Added to the NCWA Library**

– submitted by Bill Pierce 5-28-24

Have you ever wondered how the Shakers made those oval, wooden boxes? Or nearly thrown away your hand saw because it wasn't performing well?

Thanks to a recent donation, the NCWA Library is adding some new (to us) videos, on DVD.

Lots of useful topics and skills in a coherent, professionally shot, in-depth format, worth sitting down with. And no ads claiming how putting coffee grounds in your toilet will help you lose weight! Available for borrowing at our next in-person meeting:

- 01-1143 **Scraping Wood** by Rob Cosman
- 09-1144 **Hand Cut Dovetails** by Rob Cossman
- 01-1145 **The Slojd Tradition** by Jogge Sundqvist
- 07-1146 **Making Shaker Oval Boxes** by Brent Rourke
- 01-1147 **Hand Saw Sharpening** by Tom Law
- 01-1148 **Forgotten Hand Tools** by Christopher Schwarz
- 77-1149 **The Master Techniques of Marquetry** by Silas Kopf

Enjoy! - *The Library Committee*



# Meeting Minutes

May 7, 2024

Northwest Corner Woodworkers Association

May General Meeting

Presentation

**Grain Graphics** with Tom McLaughlin

Tips on making a visual impact with grain

Can find this recording and recordings of previous NCWA presentations by Tom McLaughlin at <https://www.epicwoodworking.com/sss-ncwa>

Structure of wood grain is like a handful of straw from a broom - micro wood fibers running along the length of the tree.

Microscope on side grain of cherry shows the little wood fibers all running in one direction

Side fibers have a reflective quality that can affect the color depending on how you look at it.

Microscope on end grain shows all these open pores and medullary rays (white lines).

End grain absorbs light so will look darker; why end grain looks darker when you finish a piece.

How light reflects can impact the look of bookmatched pieces.

Figured woods are a result of how light reflects on wavy grain.

If you use a chisel or ax to split off a piece, it won't split in a straight line, it will be ripply/bubbly along with grain.

Can split off a small chunk of wood to create a live-edge effect in a larger piece of wood.

How it appears depends on how it's sawn relative to growth rings

Plain sawn/flat figure

Quarter sawn (when the growth rings are perpendicular to surface and shows medullary rays in oak, shows stripes in mahogany).

Rift sawn (growth rings a little bit off from perpendicular to cut, does not show medullary rays in oak, preferred in Craftsman style).

Tom uses ribbon cut quarter sawn mahogany to make a sunburst/radiant pattern of out linear grain (similar to crotch figure).

Purchases crotch figure veneers from Certainly Wood (<https://certainlywood.com/>)

How growth rings affect the grain and how it looks on the surface

Definitely watch the recording for this part!

Think ahead about how grain will look when you cut a curve or design, look at the end and how the grain slopes to predict what will happen on the face.

Better to do this before you cut the joinery because you usually need to cut the joinery before you cut the curve and you want to make sure the grain is going in the direction you want it to look.

Likes to use grain to add texture.

Early (spring) growth is typically faster so the wood is softer, late growth is typically harder.

Yellow pine is a good example of this.

Using a wire brush (not too firm/stiff), you can lift out the softer fibers (early spring growth between the growth rings) to give an aged look - no need to sand!

Demonstrated using a piece of wenge.

Pictures of projects that feature grain patterns.

Cabinet all from one piece of wood that was cut into pieces and some were rotated to create a ribbon effect.

Sideboard - mahogany sunburst.

Writing desk - quilted maple with a lot of chatoyance.

Friend used frost on windshield (feathery pattern) as inspiration - cut crotch birch into fractal patterns and puzzled together .

Bow front chest of drawers with french legs with grain that follows the curve

Chair with textured wenge arm.

Bedframe - chestnut with woven pattern, all textured and curved.

Livestream Thursdays at 5pm - Shop Night Live - Epic Woodworking (<https://www.epicwoodworking.com/>)

Also has a mailing list, online courses and plans, community - The Neighborhood

**May 23, 2024**  
**Northwest Corner Woodworkers Association**  
**Board of Directors Meeting**

**Attendees**

Barry Tonkin, Nick Pederson, Don Mason, Christi Brua Weaver, Jerry Couchman, George Knutson, Al Ashley, Peter Gantt, Chuck Barnett, King Dahl, John Braun, Andrew Pellar, Bill Pierce

Call to order: 7:02pm

Discussion on email issues - Board member group list hasn't been working, but Nick was able to fix the issue, at least it seems.

Treasurer's Report - Al Ashley

- See Al's report for details
- About \$6,000 more in the bank than at this time last year
- 242 members (215 last year); 30 new members this year (15 in 2023)
  - 3 honorary members (included)
- General Liability insurance policy renewed for another year

Survey Update

- Cost for Survey Monkey was higher than expected; likely will go with SurveyHero for a minimum of two months
- May need to rework question formatting for the new survey host, but if not, the questions are set; survey should be ready to send out soon

Audio Equipment

- No updates but equipment isn't needed until July meeting

Programs - Peter Gantt

- June: field trip to Greg Klassen's sawmill in Everson on Saturday, June 8 at 10am, followed by lunch and wood sale; 1pm - slab sale will be open to general public
- July: Bob Kramer
- August: picnic - date will be discussed with Turners and venue (likely the school)
  - Barry and Nick will coordinate
- Rest of year is in discussion



- Suggestion to have Tom McLaughlin again to continue the grain discussion
- Possibly bringing in more furniture makers
- Wood preparation in October or November
- Topic of wood glue

### Toys for Tots

- New group in Snohomish is doing well, meeting every Thursday

### Membership - Jerry Couchman

- 12 or 13 members in April (probably a record) due to WoodExpo, 3 registered in May
- We also have a growing number of members from out of state and further away in WA
  - Discussion about expanding our social media reach
  - King will advertise for a Social Media Coordinator in the newsletter

### Education - Andrew Pellar

- Is talking to a lot of teachers but not able to schedule anything - summers are difficult
  - Possibilities: building a hand plane, table saws, routers, serving tray project

### Shows - King Dahl and Jerry Couchman

- Signed up for Anacortes Arts Fest but no new details right now
- Jerry will reach out to organizer for details on our booth (will be outside the Depot Gallery)
  - Larger space at WoodExpo was very beneficial, we're not sure how our booth space will compare or if new location will impact traffic

Adjourn: 8:25pm

## Preferred Vendors offering DISCOUNTS to NCWA Members:

### NORTH –

Hardware Sales

Bellingham Millwork

Hardwoods to Get

Windsor Plywood

Village Books

### WEST –

Sebo's Hardware

### SOUTH –

Martin Lumber/True Value

Stormo Hardwoods

### CENTRAL –

Ekrem Hardware

Stockton's Paints

Mt. Vernon Building Center

Cedar Country Lumber

Sherwin-Williams Paint

### EAST –

E & E Lumber

### SPECIALTY –

Edensaw Woods

FASTCAP

Klingspor Woodworking Shop

NCWA is open to all interested woodworkers, and was formed to promote high standards in woodworking, woodworking education and showcasing local woodworking. Meetings are generally held on the first Tuesday of each month at 7:00 pm. Dues are \$35 per year, payable to NCWA, 26220 48th Ave NE, Arlington, WA 98223. Submit newsletter articles by email to [kingdahl1@gmail.com](mailto:kingdahl1@gmail.com).

### NCWA 2024 Board of Directors:

**President** – Nick Pederson

**Vice President** – Barry Tonkin

**Treasurer** – Al Ashley

**Secretary** – Christi Brua Weaver

**Members at Large** – Peter Gantt, Chuck Barnett, Don Mason, George Knutson

#### Committee Chairs:

**Programs Committee** – Peter Gantt, Chuck Barnett, Craig Edwards

**Library** – Bill Pierce

**Education** – Andrew Pellar

**Membership** – Jerry Couchman

**Shows** – King Dahl

**Shop Tours** – TBA

**Toys for Tots** – John Braun

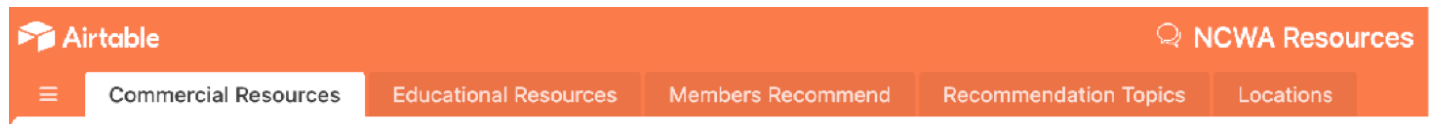
**Webmaster** – Michael Titus

**Newsletter** – King Dahl

## NCWA Resources

Click this link – [NCWA Resources](#) – for our user-friendly database serving the purpose of storing information about recommendations from NCWA members.

There are 5 tables (1 tab for each) across the top, you can click each one to see its contents. This page is evolving and being updated in real time, so there will be new additions frequently.



The screenshot shows the Airtable interface for 'NCWA Resources'. The navigation bar includes the Airtable logo, a search icon, and the title 'NCWA Resources'. Below the title are five tabs: 'Commercial Resources', 'Educational Resources', 'Members Recommend', 'Recommendation Topics', and 'Locations'. The 'Commercial Resources' tab is currently selected.

- **Commercial Resources:** list of companies (incl website and phone #) and what people recommend them for
- **Educational Resources:** online resources for different topics, grouped by topic (this doesn't have to be limited to videos, we can have books and other stuff too)
- **Members Recommend:** This table is automatically generated by the first two, and keeps track of who's recommending what
- **Recommendation Topics:** This is another automatic table, and lists commercial resources (the first table) grouped by topic
- **Locations:** a final automatic table that lists which commercial resources (again, the first table) are located in which cities, so that it's easier to see what's near you

Let Tony know, or post on NCWA-Chat, what you think. This has the potential of being a super convenient, user-friendly database for all members.