



Newsletter

April General Meeting! — April 2, 2024 at 7 PM

IN PERSON at the Mount Vernon Christian School

BRING & BRAG

Take a look at the Bring & Brag projects from the March meeting.

RAFFLE PRIZE

Check out this month's Special Raffle Prize!

MEETING MINUTES

Get caught up on the goings on of your club.

Click the underlined title in the boxes above to be taken directly to that section of the newsletter.

President's Message...


Hi everyone,

Here's a quick update on how my recovery from the chemo and radiation treatments is going. The last chemo treatment was Feb 26 and my last round of radiation was March 4th. Recovering from all that fun is definitely going much more slowly than I was anticipating (or at least more slowly than I was hoping). But I'm absolutely on the mend, finally. I'm drinking liquids without much discomfort and doing my best to try and recover some of the weight I've lost, but that's going to take a while. Still pretty fatigued and the best my voice can manage is a hoarse whisper, but again, I can tell things are improving. I'm sure you will all be happy to know that the only time I've left the house in the last 6 weeks for something besides medical care was last week when my wife drug me down to watch the launching of Jay Smith's Viking ship, which was awesome!

I've really missed being involved in the club and am looking forward to diving back in as soon as I feel up to it. Besides, poor Barry could probably use a break.

-Nick Pederson

Connect with your fellow members:



[Instagram](#)



[Facebook](#)



[YouTube](#)



[Website](#)

April 2nd! 7 PM, at the Mount Vernon Christian School



Our April in-person meeting will feature a panel discussion of three different sized shops.

Loren Steele will speak to his small work space;



David Shull to his medium sized shop;



...and **Jerry Couchman** to his large one.

The format will be a panel discussion, and hopefully include lots of interaction with club members on how we all have approached our various shop spaces.

Specifically, our discussion, along with a slide presentation, will center around, shop layout, wood storage, work benches, dust collection, and unique challenges Loren, David, and Jerry have encountered with their individual shop spaces.

Hope to see you all there, and I'm sure we'll gain a trick or two to apply to our own shops.

This Month's Raffle Drawing!

All members will receive a **FREE** raffle ticket at the **April 2nd Meeting** at **The Mount Vernon Christian School**



Our April Raffle will be this beautiful, 7" brass and stainless steel
Wood River Marking Gauge
(valued at \$55).

Remember, you must attend to receive your free ticket!

Mark Your Calendars!

April 2nd, In Person at the Mount Vernon Christian School – A Panel Discussion on customizing small, medium, and large shop sizes.

April 6-7 – The Skagit Wood Expo at the Skagit County Fairgrounds in Mount Vernon. The demonstration schedule is listed below. Come check it out!

Also, an invitation to **ALL Members...**

- If you have a project you've built in one of the many NCWA classes and would like to proudly display it within the NCWA Booth, please do so.
- If you have any other project you'd like to display, including furniture - we have plenty of space! - please do so.
- If you have any items For Sale that you'd like to display, please do so (10% commission to NCWA and a willingness to volunteer at the booth is requested)

Email kingdahl1@gmail.com or sofa01@hotmail.com to make arrangements.



Demonstration Schedule

	<u>BENCH 1</u>	<u>BENCH 2</u>	<u>SHAVE HORSE</u>
<u>Saturday 4/6/24</u>			
9 AM - 11 AM	Marquetry Inlay	Making Chopsticks	Shaping wood
11 AM - 1 PM	Dovetails using the Keller jig		Shaping wood
1 PM - 3 PM	Carving Bark Houses and chip carving	Sharpening Chisels	Shaping wood
3 PM - 5 PM	Kumiko	Marquetry Inlay	
<u>Sunday 4/7/24</u>			
9 AM - 11 AM	Miter joint process Calculating compound miter angles	Butterfly Inlays	
11 AM - 1 PM	Building and tuning Marimbas	Workbench jigs for hand tools	
1 PM - 3 PM	Handcut Dovetails	Picture Frames using hand tools	Shaping wood

Toys For Tots, and a NEW expanded area for Builder Boards will be throughout the day. Please email John Braun at jhdixbraun@gmail.com or Bill Pierce soaringswallowfarm@gmail.com to assist with the kids Toys For Tots area and Builder Boards.

May 7th – ZOOM Meeting featuring acclaimed woodworker, Tom McLaughlin of Epic Woodworking. You can view Tom’s previous presentations to the club - **“My Top Five Homemade Jigs”**, and **“Managing Wood Movement”**, here... <https://www.epicwoodworking.com/sss-ncwa>

Save the Date(s) – August 2-4 – for the annual [Anacortes Arts Festival!](#)

President's Challenge

June will be here soon. Has your President's Challenge project been started?

... A project with Butterflies and a NEW joint you have not done before. Note: "Butterflies" can mean many things, and I leave it vague and up to your imagination!

I encourage novice makers and experts/professional to participate, the judging will take this into account.

This is about testing your own skills, so you can compete in your own right, so have fun!

– Barry Tonkin



Community Bulletin Board

If you'd like to let other members know of tools or wood you have for sale, or if you offer any type of service you feel would benefit members, here's the place to post it. Just send King Dahl an email at kingdahl1@gmail.com for inclusion in the monthly newsletter.

For Sale - Powermatic Table Saw

A friend of Chris Richards would like to sell a model 66 Powermatic table saw which her husband had owned. It was built in 1990. While a top-of-the-line saw and runs quiet and vibration-free, it needs some attention. It is missing the throat plate, motor cover, arbor washer and arbor nut. It has a Biesmeyer fence and extra-long rails. But those rails need to be mounted. The Rousseau table extension needs to be assembled. Considering the potential and current condition, the owner is asking \$700.00, OBO, for the machine.

If interested, please contact Chris Richards at crrichards@wavecable.com or at (206) 619-6610.

Greg Aanes Shop

Former member Greg Aanes recently closed down his furniture making business in Bellingham and is selling all of his machinery, woodworking accessories and tools. Greg was one of the original members of NCWA. If interested the complete listing of tools etc. can be found at his website: www.nwchairs.com

Library News

NCWA Library Sale Distributed Throughout the Year – Submitted by Library Committee

Due to a shortage of storage, the NCWA Library sale will be moving from an annual event to pop-up sales at our meetings, throughout the year. This is a great way to augment your personal woodworking library with books, plans and DVDs, **available for \$6 or less**. Proceeds from the sale support the purchase of new items for the library and the club.



Donations of books, plans and DVDs on the topics of woodworking, boatbuilding and carpentry are being accepted. We make every effort to find new homes for old books. Please contact Bill Pierce (library@ncwawood.org) to arrange a donation.

Thanks to all members who donate items to support the library.

Other Woodworking NEWS!...

Viking Ship (input by Jim Redding)

On March 21, at Skyline Marina in Anacortes, Jay Smith's 56 foot Viking ship Valkyrie was launched, the culmination of a thirteen year boat building process in Jay's Anacortes boatyard. There were a good number of NCWA members present for the launch since we have been tracking this boat build for many years. The process leading to this launching started thirteen years ago when Jay was approached with the idea by David Knudson. The proposition came to Jay Smith because he has had a long career building wooden boats in the traditional Scandinavian style, Jay having apprenticed as a young man with master traditional boat builders in Denmark and the Faroe Islands. Jay resolved to provide David Knudson with a Viking ship built as authentically as feasible in the 21st century.

Though Jay was already a master builder of wooden boats in the 20th century Scandinavian style, boat building has evolved over a thousand years and it took a lot of research for him to understand in detail how they were built during the classical Viking era. This finished Viking ship is a fantastic piece of woodworking. NCWA has been privileged to go to Jay's place a number of times during the process to hear his excellent, detailed explanations about its construction and to see it during its various stages. The ship is planked with long, wide, perfect

planks of Alaska Yellow Cedar, and all of the structural pieces, the stem and stern posts, keel, ribs, etc. are made of Oregon White Oak. After the keel was laid, the boat was completely planked and the planks joined to each other with approximately 1000 hand-forged rivets in the ancient Viking pattern. The ribs were fitted into the planked hull and fastened only after the planking was complete. All of the pieces of oak to make the curved ribs were carefully and individually selected on the living oak trees for the lengths and curves needed by the finished piece, for maximum structural strength and maximum historical authenticity. Since we are woodworkers, Jay explained all this to us in detail. This ship is awesome.



Museum of American Arts and Crafts - Mark Kraus

During a recent visit in Florida, Mark Kraus visited the Museum of American Arts and Crafts in St. Petersburg, FL. The building and exhibits are outstanding and well worth visiting. The exhibits cover multiple aspects of arts and crafts, including furniture (Greene & Greene, Stickley, etc.), architecture, pottery, lighting, textiles, woodblocks, photography and more. Of special interest were the extensive exhibits of craftsmen furniture. A special exhibit had a large George Nakashima table and conoid chairs.





Theatrical Woodworking: Carried by the Current

(input by Bill Pierce)

Woodworking sometimes pulls us into new situations and experiences. A friend of ours, Nicola Pearson, of the Upper Skagit, is the writer, director and producer of the play 'Carried by the Current'; performed at the Snohomish PUD theater in Everett.

In addition to serving as Nicola's historical woodworking consultant for some of her novels, she asked me if I could build a (more or less) historically accurate 1850s wheelbarrow for the production. Thanks to Google and the History Museum of Western Virginia, it was relatively easy to find a photo of the real article. Knowing that Richard Gillingham is an experienced theatrical set carpenter, I pulled him in, and we built it in my shop.

The fun part was finishing it. Actors are sometimes inspired to better performances by the sets and costumes they are placed in, so I wanted to add a few touches they would see. First, the wheelbarrow needed to look worn and used. Bright, planed pine lumber would not do. So I took a crowbar and various other implements of destruction to it to add dings, dents and scratches from years of hard use winning the West. Then, I painted on a patina with a wash coat (another of Richard's ideas) of dark brown latex stain. Diluted, black paint made the handles look soiled from the dirt of many working hands, and the wheel as though it had been pushed many times through mud.

The play was a success, and the wheelbarrow added to the look of the hard times in Belton, Texas.



Bring and Brag

Just a reminder, if you have a project you'd like to showcase for Bring and Brag at an upcoming meeting, but your project is too large to bring in person, please send photos to Greg Koenker at gkoenker@gmail.com a few days prior to the meeting. This allows Greg ample time to get the photos uploaded, and ready for display.

There were four in-person presenters, and one via photos on our large screen, at the March B&B.

Jim Bucknell showed several cutting boards and coasters that feature his band sawn decorative technique.


Joan Mann presented further examples her intarsia work, this month with several chickadee and humming birds.

Peter Gantt carved a small native American canoe in cedar.

Kate Hirning turned and carved a platter in poplar - her first such turning.

Roger Smith presented a walnut dining table he built. Finishing was completed just days before Christmas holidays!





Meeting Minutes

Minutes of the NCWA General Meeting March 5, 2024

Vice President: Barry Tonkin

Call to order: 7:00

Approximately 85 attendees

New Business

- Survey will be going out to membership
 - Library - not a lot of use. Does the membership want it to continue?
 - Much of the membership can still watch DVDs at home
 - Some would like to have plans included in the library
 - Pretty even split between people who would prefer to have books and those who would prefer to have plans
- Audio volunteers needed as backup in case our two main audio volunteers are out
 - Time Commitment: About 45 minutes before each meeting and half hour after
- Wood Expo - April 6-7
 - Looking for demonstrators and greeters

New Members

Introduction of new members: Alyssa, Tim, and Phil

Committee Reports

- **Treasurer (Al Ashley):** hats for sale (\$24)
- **Toys for Tots (Bob Laufenberg):** will be starting a Toys for Tots group in Arlington/Stanwood/Camano area. Will be meeting this Thursday, March 7, 7pm, at George Lanphear's shop in Arlington. Reach out to Bob or George if you want to join this group at future meetups.

Bring and Brag

- Joan Mann - Intarsia chickadee, three hummingbirds made from various woods (Have scraps you can't use? She'll take your scraps! Especially scraps with knots.)
- Jim Bucknell - woven cutting boards and cutting board rack with removable pegs; woven coasters
- Kate Hirning - Relief carving on the edge of a turned platter made in a class with the Wood Turners - poplar painted with watercolors and finished with water-based poly

- Peter Gantt - Red Cedar Coast Salish canoe carving with carved and painted details, carved rower sitting in the canoe - modeled off of a canoe at a museum in British Columbia
- Roger Smith - Black Walnut table top with welded steel base (8ftx42in) - gel stain, finished with spray conversion varnish

Raffle: Wood River Chisels - won by Peter Gantt

Presentation

Stewart Wurtz - Custom Furniture Maker, studio located in Bellingham

- Brought 2 chairs that he designed. Chairs are one of his favorite pieces of furniture to design and build because they're challenging - need a fresh design that's comfortable, strong enough to hold a person, flexible enough to sit in different ways. You walk around it so it needs to be designed like a sculpture to look good from all angles.
- Begins by sketching the design with pencil and paper then builds a full-scale mockup with poplar; some students he has taught used clay to "sketch," especially curvier pieces
- Design first, comfort next, then structure
- Makes curves and lumbar support backs using multiple thin layers of veneer, vacuum pressed around a form made of particle board or MDF and bendyply - makes it very strong
 - Often uses Unibond 800 but can use Titebond II Extend to glue
 - Trims to size/shape after bending
- Upholstered seats have a webbed frame so the seat isn't flat - more comfortable to sit in
- Slideshow of many of his pieces and how he designs them - inspired by nature - gets an idea and tries to stay true to that idea during his sketch/design process
- Makes custom pieces for clients, adjusts his design based on price point, such as hand-cut versus routed dovetails
- To make a routed edge profile on a round coffee table, he used a 15- or 20-degree wedge with his router (see picture)
- Many pieces incorporate metal. Likes to use carbon steel because it's easier to make a narrower/more minimal base than with wood, sands steel to 150
- For tables/desks, substrate under veneer is a high-quality plywood like platform stock or poplar lite-ply
- In a set of side tables and a sofa table, joined aluminum to wood using a mortise/tenon and epoxy





- Cracked ice pattern of veneer - laser cut individual pieces - edges were burned by the lazer so he used a hand file to shave off the burnt edges (see picture)

Questions:

- Finish of choice? Used to use oil a lot, especially on dark woods. Now uses Rubio (very durable) and urethanes
- How do you figure out pricing? One of his biggest challenges, especially on a piece he's never done before, and he likes to do new things. Keeps track of his hours so he knows

how long a specific technique takes, and he tries to estimate based off of that. Adjusts techniques if the budget doesn't allow for all the stops.

- Why use Oregon walnut over Eastern walnut? Oregon, California, and Claro walnuts - western walnuts - have more character, color, figure than Eastern walnut. Harder to find, but more interesting.

March 21, 2024

Northwest Corner Woodworkers Association Board of Directors Meeting

Attendees

Barry Tonkin, King Dahl, Christi Brua Weaver, Jerry Couchman, George Knutson, Al Ashley, Peter Gantt, Don Mason, Andrew Pellar, Bill Pierce

Call to order: 7:06pm

Treasurer's Report - Al Ashley

- See Al's report for details
- About \$5,000 more in the bank than at this time last year
- 226 members (208 last year); 16 new members this year (9 in 2023)
 - 3 honorary members (included) and 2 pending
- Big expenses include insurance, March presenter, and wood expo reservation
- Board discussed and approved purchasing cart for coffee club

Audio/Visual Equipment - George Knutson

- A lot of issues we're having are because of changes in the school's equipment and settings/limited use of equipment at Hillcrest

- Club has been borrowing equipment from members; wish is to have the club purchase its own equipment
- Equipment suggestions:
 - Basic Blackmagic Box (\$500)
 - If we want to stream live meetings, would need another model - \$1,000
 - Wireless transmitter/receiver (\$600 for 2)
 - Eliminates 100 ft of cable and points of connection that can fail
 - USBC SSD Cards (about \$100) for recording meetings
- Board approved \$1,500 to upgrade technology equipment
- Will need to recruit new members to volunteer on Tech Committee

Newsletter - King Dahl

- Bob Pavia and Mark Kraus are helping King with the newsletter
- Board should send updates to Bob, who will pass them along at one time to King
- Mark will monitor the chat for things to add to the newsletter
 - Chat can be overwhelming and only a small percentage of the club is on it. Topic will be added to next meeting agenda.

Library - Bill Pierce

- Committee has heard that membership and board would like to continue the Library
- Bill is trying to find additional library volunteers
- Barry would like to ask membership specific questions concerning one Committee each meeting; most committee chairs agreed this could be helpful

Wood Expo - Jerry Couchman

- Will have between 800-1000 square foot
 - Plenty of room - George and King have extra tables they can bring
 - Should have space for kids' area
 - Discussion about 12x20-foot floor covering and where to store it
 - King and George will get estimates for astroturf
 - Concern over babysitting and wearing Toys for Tots volunteers too thin
 - King or Jerry will pick up Builder Blocks from Jim McKee
- Vertical posts every 10-20 feet, so we should be able to hang things on the beams
 - Consideration of an upgraded 15-foot banner and two 10-foot banners
 - Will need ladders to hang banners
- Shows budget - \$350 for special one-time purchases; Wood Expo - \$690; have spent \$175 for registration; Shows Committee has discretion on how to spend Shows budget
- Suggestion to highlight education by showing class photos on a TV like at WoodFest
- Suggestion to separate items for sale, for display, and items made in classes
- Recommendation to set booth up like a workshop with full-size workbench, need extra lighting for the demonstration area

- King will draw booth layout
- Circus 3-4 on Saturday - demonstrations might be shut down during that time
- Request for display or sale items will go in newsletter and mentioned during next meeting - space can handle larger items; items will be secured overnight
- Will schedule a meeting the week before Wood Expo for volunteers

Survey Questions

- Format and questions are pretty set, figuring out the best way to present to membership

Membership - Jerry Couchman

- Steady stream of new members each month, including a new member this morning

Education - Andrew Pellar

- Andrew has been talking to members about becoming new teachers
- Recently had two Teach the Teacher classes, working to develop standard curriculum
- Jim Scott has started helping with administrative duties
- Discussing with Peter how to coordinate programming and classes

Programs - Peter Gantt

- April, in person, Christian School: Panel discussion on three different shop sizes
- May, virtual: Tom McLaughlin, Epic Woodworking - using woodgrain to enhance projects
- June program still in the works
- Ideas for the rest of the year: native carving, traditional carving, chainsaw carving, CNC, antique tools, milling and wood prep, saw mill field trip in the summer
 - Always looking for more ideas that interest the club - topics or presenters

Toys for Tots

- Camano Island group is meeting tomorrow, 3/22
- Possible interest in starting a northern/Whatcom group

Meeting Venue

- Discussion about where meetings should be held long-term; no decisions made

Suggested Meeting Topic

- Spotlight one committee per general meeting to showcase the work of the committee, introduce committee members to the general membership, bring in more volunteers

Adjourn: 8:56pm

Preferred Vendors offering DISCOUNTS to NCWA Members:

NORTH –

Hardware Sales

Bellingham Millwork

Hardwoods to Get

Windsor Plywood

Village Books

WEST –

Sebo's Hardware

SOUTH –

Martin Lumber/True Value

Stormo Hardwoods

CENTRAL –

Ekrem Hardware

Stockton's Paints

Mt. Vernon Building Center

Cedar Country Lumber

Sherwin-Williams Paint

EAST –

E & E Lumber

SPECIALTY –

Edensaw Woods

FASTCAP

Klingspor Woodworking Shop

NCWA is open to all interested woodworkers, and was formed to promote high standards in woodworking, woodworking education and showcasing local woodworking. Meetings are generally held on the first Tuesday of each month at 7:00 pm. Dues are \$35 per year, payable to NCWA, 26220 48th Ave NE, Arlington, WA 98223. Submit newsletter articles by email to kingdahl1@gmail.com.

NCWA 2024 Board of Directors:

President – Nick Pederson

Vice President – Barry Tonkin

Treasurer – Al Ashley

Secretary – Christi Brua Weaver

Members at Large – Peter Gantt, Chuck Barnett, Don Mason, George Knutson

Committee Chairs:

Programs Committee – Peter Gantt, Chuck Barnett, Craig Edwards

Library – Bill Pierce

Education – Andrew Pellar

Membership – Jerry Couchman

Shows – King Dahl

Shop Tours – TBA

Toys for Tots – John Braun

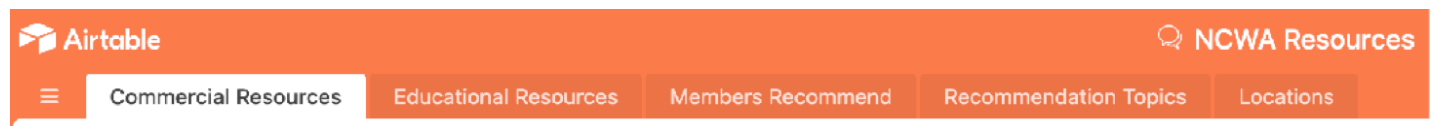
Webmaster – Michael Titus

Newsletter – King Dahl

NCWA Resources

Click this link – [NCWA Resources](#) – for our user-friendly database serving the purpose of storing information about recommendations from NCWA members.

There are 5 tables (1 tab for each) across the top, you can click each one to see its contents. This page is evolving and being updated in real time, so there will be new additions frequently.



The screenshot shows the Airtable interface for 'NCWA Resources'. The navigation bar includes the Airtable logo, a search icon, and the title 'NCWA Resources'. Below the navigation bar are five tabs: 'Commercial Resources', 'Educational Resources', 'Members Recommend', 'Recommendation Topics', and 'Locations'. The 'Commercial Resources' tab is currently selected.

- **Commercial Resources:** list of companies (incl website and phone #) and what people recommend them for
- **Educational Resources:** online resources for different topics, grouped by topic (this doesn't have to be limited to videos, we can have books and other stuff too)
- **Members Recommend:** This table is automatically generated by the first two, and keeps track of who's recommending what
- **Recommendation Topics:** This is another automatic table, and lists commercial resources (the first table) grouped by topic
- **Locations:** a final automatic table that lists which commercial resources (again, the first table) are located in which cities, so that it's easier to see what's near you

Let Tony know, or post on NCWA-Chat, what you think. This has the potential of being a super convenient, user-friendly database for all members.