



# Newsletter

**Next Monthly Meeting — October 3, 2023 at 7 PM**

**VIA ZOOM**

**IN REMEMBRANCE**

Click to read some nice about Jim Hickey, who passed away recently.

**BRING & BRAG**

Click above to be taken directly to view projects from fellow

**MEETING MINUTES**

Click above to see what you might have missed at the last meeting, or the Board of Directors

*Click the underlined title in the boxes above to be taken directly to that section of the newsletter.*

## **Ladies and Gentlemen... Introducing Barry Tonkin NCWA's NEW Vice President!**

Since joining the club last year, Barry has enthusiastically immersed himself into all aspects of the club's goings-on. He's participated in WoodFest and the Anacortes Arts Festival, and has taken advantage of the wonderful educational opportunities the club provides its members. He has a strong passion for woodworking, creating many beautiful pieces, and he intends on teaching classes at his shop in the future. His work can be viewed on his Instagram Page at [bwoodworkingpnw](https://www.instagram.com/bwoodworkingpnw).



**Please join in welcoming Barry to the  
Board of Directors in his new capacity as Vice President.**

**Connect with  
your fellow  
members:**



[Instagram](#)



[Facebook](#)



[YouTube](#)



[Website](#)

# October 3rd at 7 PM!

## On ZOOM


(no in-person meeting this month)

### Seth Rolland Coopering Presentation

Seth Rolland has been building fine furniture in his Port Townsend workshop since 1990 and his work is on display in nationally recognized galleries in Toronto, New York, Mendocino, and Bellevue, to name just a few. To learn more about his style and motivation, check out his website

[www.sethrolland.com](http://www.sethrolland.com)

Seth's presentation at our October meeting will be on the use of coopering in furniture making. Coopering is a method of joining wood at an angle other than 90 degrees and can be used to make curves, cylinders, cones, spirals and other forms from straight or curved pieces. Seth will explain the geometry required to make a cylinder, a parabolic curve and a cone, and also discuss how to vary those to make a spiral. He'll show you the tablesaw jigs he uses to cut the joints, and some clamping strategies for assembly as well. Mark this in your calendar as "DO NOT MISS!"



# Mark Your Calendars



***Lot's coming up, you're not gonna wanna miss!***

**October 3rd General Monthly Meeting *VIA ZOOM*** – Seth Rolland will do a Zoom Presentation on Coopering in Woodworking. See above for details about the presentation.

**November 7th General Monthly Meeting** – For November's presentation, Greg Koenker and George Knutson will be talking about the uses of vacuum in woodworking, and giving some demonstrations of vacuum veneering (flat and curved panels) and bent laminations. Topics will include choosing a vacuum system, advantages of veneers vs solid wood, glues and substrates, and so on. Bring all your questions about vacuuming and veneering. This will be a very informative session.

**December 5th General Membership Meeting** – President, Nick Pederson will present the 2023 Year-End Wrap-Up, *(and hopefully give us all expensive Christmas gifts)*

*Please Note: At the last Board of Directors Meeting, it was determined that the NCWA Board Meetings, held each month via Zoom, will now take place on the 3rd Thursday of each month. Members are welcome to attend. Just let King know beforehand, so a Zoom invitation can be sent to you.*

# There will be **THREE WINNERS** in our **November Raffle Drawing**

All members will receive one **FREE** raffle ticket at the November meeting for a chance to win one of three items. (No Raffle Drawing for October, since the meeting is via Zoom)

The three items are...

- A set of 4 Woodpeckers Box Clamps
- 2 Rockler 18" Magnetic Tool Holder

We will draw three winners at the end of the break. The first winner gets to choose his prize and so on.

**Remember, if you don't attend the meeting, you can't win!**





## ANNUAL MEMBERSHIP DUES - 2024

### \$35.00 - Annual Dues (no increase for 2024)

Yes, it is that time again – time to renew your membership for 2024!

Members are encouraged to renew their membership and pay their dues on-line using PayPal or by mailing a check to the NCWA Treasurer.

1. To pay dues on-line:
  - a. Log on the NCWA web page and click on the **PayPal** button (note: most members will select the “Debit or Credit Card” button).
  - b. Enter your debit or credit card information (\$35.00 will automatically be charged to your card).
  - c. NCWA web page: <https://www.ncwawood.org/>
2. To pay dues with a personal check:
  - a. Mail a \$35.00 check (**payable to NCWA**) to the Club’s treasurer  
NCWA  
c/o Al Ashley, Treasurer  
26220 48<sup>th</sup> Ave NE  
Arlington, WA 98223

Membership cards will be mailed to each renewing member beginning in January.

Benefits of membership include:


- Discounts from our vendor support group,
- Monthly membership meetings – most will be in person with a few held via Zoom,
- NCWA woodworking classes,
- Library books and DVDs,
- Monthly newsletter,
- NCWA Chat – an online forum available only to our membership, and
- As always, the opportunity to be associated with the best group of woodworkers in the Northwest.

# Bring and Brag

**Tea Chest** – *Jim Bucknell* This is a dovetailed walnut and quilted maple box that I made to hold tea bags. It is finished with Livos and the dovetails were cut using my Keller jig. The dividers were cut using my homemade kerfmaker jig and are removable.



## In Memoriam



**Jim Hickey**

**March 22, 1947 - April 23, 2023**

Jim and I have been friends for over three decades. We joined NCWA in 2010. Jim was an amazing woodworker, skilled in many aspects of woodworking. Woodworking was both a career and an avocation. He worked at Abella Woodworking and Heartwood in Seattle and Northstar in Ferndale. Precision, functionality, proportion and design were all important to Jim. He developed a style that was elegant, clean and beautifully finished. Anyone who has been in Jim and Peggy's house knows of his skill in design and execution. He loved to teach and was committed to sharing what he knew with others. He spent a lot of time and energy working for the club, teaching numerous classes, doing demonstrations at various woodworking venues and served as a board member at large. The monthly tool raffle was his idea, which he ran for some time.

Jim and Peggy and myself and Cindy spent a lot of time together hiking in the mountains, and for a number of years spent a week together cross country skiing in Mazama around New Years Day. One summertime trip I remember fondly was over to Bremerton. We went to gardens and one evening, while out to eat at a very nice restaurant, Jim sat back, smiled and said "I am so happy!" That was Jim at his best. Jim was a lot of things, but for me, most importantly, he was a friend. He is missed.

David Helm and Peggy Allen



## Community Bulletin Board

*If you'd like to let other members know of tools or wood you have for sale, or if you offer any type of service you feel would benefit members, here's the place to post it. Just send King Dahl an email at [kingdahl1@gmail.com](mailto:kingdahl1@gmail.com) for inclusion in the monthly newsletter.*

## Note from the Toys For Tots Committee

*Submitted by John Braun*

George Lanphear would like to invite people to his shop who are in the Arlington/Stamwood area or other people in the club who are interested in making toys for Toys for Tots. He can be contacted at [gwanph@gmail.com](mailto:gwanph@gmail.com) or 425-299-1352.

## Meeting Minutes

**Minutes of the NCWA General Meeting  
September 5, 2023**

Call to order: 7:05pm

President: Nick Pederson

### **New members**

Dylan

Dirk, joined at Arts Fest

### **Presentation**

Brad Thompson (president of Northwest Washington Woodturners club)- Introduction to Lathe Turning

- Safety first! Good resource: <https://www.woodturner.org/Woodturner/Resources/Safety-Materials/Safety.aspx>
- Demonstrated on one of 8 lathes owned by the club
- Parts of a lathe:



- Headstock can go up to 3000 rpm
  - Can attach wood to the headstock with a scroll chuck (different sizes depending on the size of the wood) or a face plate (attaches to wood with screws)
    - Spur vs step drive
      - Spur drive: has only 44 teeth and you have to put it in deeper, could split your wood
      - Step drive: has many little teeth (some are just a cup) and doesn't have to be as deep in your wood
- Tailstock quill is the back part, moves closer or farther from headstock based on how long the piece is, can be used to stabilize the piece like when you're turning a spindle (versus turning a bowl)
- Banjo - where you mount your tool rest to keep your chisels and gouges stable. You can wax it to make sure your tools move smoothly. Adjust to make whatever taper you want.
- Traditional gouges
  - Harder to learn how to use but nicer results
  - Nicer tools hold their edge longer and have a longer life
  - Roughing spindle gouge, used only on spindle turning - turning between centers (connecting wood to chuck and quill)
  - Spindle gouge
  - Bowl gouge - has a larger wing than the spindle gouge - you can use it to carve spindles but won't be as flexible
  - Parting tool - when you have to cut something off
  - Scrapers - after you used a gouge, you use the scraper to get rid of tool marks
    - Scraper that's beveled on both sides (negative rake scraper) is less likely to grab
  - Skew - can be used to add detail
  - Captive ring - specialty tool that can make rings, like intertwined baby rattles
- Carbide Tools
  - Cheaper, work well but not as nice a finish. Use sandpaper to clean it up. Cheaper to build your own carbide tools by using carbide tips from a planer
- Suggests starting with spindles when you're learning to turn
  - Mark the center of the wood and attach it to the drive. Use quill to lock it into place. Adjust banjo to the taper you want.
    - A-Anchor - make sure the tool is resting on the tool rest
    - B-Bevel - find where the wood is hitting the bevel

- C-Cut - raise the tool handle (tail) up till it cuts
- Don't take off a lot of wood right away
- Speed: For safety, keep diameter of wood times rpm below 6000, you'll be pretty safe.
  - So 1.5 diameter stock can go to 3000 rpm and still be pretty safe
    - Bowls, probably not more than 500-600 rpm
- To take it from square to round, use the spindle roughing gouge
- Can take the flat edge of the roughing spindle gouge to do a "planing" or sheer cut to get a nicer, smoother cut
- Skew can do a peel cut, very quickly removes wood
- Spindle gouge to make profile of the spindle
- Bowl turning
  - Attach wood to the chuck and set up banjo to rest your tool. Use the bowl gouge, which can take off quite a bit of wood at a time.
  - Wood is easier to cut when it's kind of wet. Bowl wood was cut about 6 weeks ago. You don't want it too wet or it could cause rust.
    - Can rough cut the green wood, treat the end grain, and then let it sit till it has a 11-12% moisture level before finish cutting
    - Some people will boil the rough-turned bowls to keep them from cracking. Fruit woods are really susceptible to cracking. Boiling breaks down the lignin. Wait till it dries and then finish turning.
    - Some people soak in alcohol to speed up drying. Some people microwave them (don't use your kitchen microwave!). Keep track of the weight, and when the weight stops dropping as fast, it's pretty dry.
  - Cut downhill, with the grain, for a smoother cut. Uphill, or against the grain, causes a rougher cut.
  - After roughing the shape, you need a perfectly flat shoulder to turn it around and attach it to the chuck so you can turn the inside.
  - You can use the quill to push the bowl onto the chuck and make sure it's square. Tighten it on to the chuck and pull back the quill. For larger bowls, it helps to keep the quill in place for a bit.
  - Sands at 200-300 rpm for finish work

**Raffle Winner:** Jerry Shaw won the Incra Ibox Finger Joint Jig

**Tool sale:** Jim Hickey passed away. Tool sale will be on Sept 16 at 10am in Bellingham. List of the tools and details will go out in email to the club.

### **Bring and Brag**

- Mark Kraus - dining room chair, first of 10 to work out the bugs and make jigs just right, black walnut, koa veneer that he vacuum pressed. Arm-R-Seal finish
- Joan Mann - lighthouse intarsia. 47 pieces, has made four others with this pattern this year.

### **Committee Reports**

- **Education: Andrew Pellar**
  - Several classes coming up in the next few months
  - Always looking for more teachers, assistants, people who have shop space
  - Sign ups will be online for those who didn't sign up tonight

Adjourn: 9:03pm

## **Minutes of the NCWA Board of Directors Meeting**

### **September 21, 2023**

Attendees:

Nick Pederson

Al Ashley

John Braun

Jerry Couchman

King Dahl

Tony Etienne

Mike Titus

Andrew Pellar

Bill Pierce

Greg Koenker

Christi Brua Weaver

Chuck Barnett

Call to order - 7:06

### **Treasurer's Report - Al Ashley**

- See Al's report for details
- About \$7,500 in the bank more than this time last year
- 222 members (220 last year); 23 new members

- Cost of picnic was nearly double compared to prior years, \$496.04 vs \$275.59 in 2022. Budgeted \$275. Paid the school \$100 (our portion was \$50)
- Commissions sent to Anacortes Arts Festival totaled \$277
- Other big expense was new microphone equipment

### 2024 Budget Discussion

- Reviewed preliminary budget
- Estimated revenues: \$9,100
- Estimated Expenditures roughly \$2,500 more than revenues but we have a healthy bank account
- Jerry will look into cost to attend Wood Expo next year instead of Woodfest, and ask if they might consider school woodshop program participation
- Board will discuss further and vote to approve budget next month

### Tool Sale

- Sold about 80-90% of Jim Hickey's tools; \$11,750 given to Peggy, Jim's wife
- Proposal to add In Memoriam section in the newsletter, members will submit entries

### General Monthly Meeting Discussion

#### Standard Meeting Agenda

- Discussion on whether to change the order of monthly meetings by putting speaker first rather than following break
- Decision made to keep standard meeting agenda the same as it currently is with exceptions to accommodate speaker travel or time zones

#### Hybrid Meetings

- When speakers are over Zoom, can we consider a hybrid model where the presenter is over Zoom and the meeting is in person?
  - Balances the socialization of an in-person meeting with getting a national presenter a few times a year
  - Also allows for library use and class sign ups
- Or an in-person speaker who is cast over Zoom for members who can't make the in-person meeting. Would need to invest in better camera technology.

#### Technology

- Used new microphones at the last meeting and had several instances of feedback, may have found the source, but could also be because the speakers are designed to project sound from someone on the stage, not in front of the stage.
- We're running a cable from the camera to the sound board. Would like to eventually look into a wireless HDMI and receiver so we don't have worry about the cable/trip hazard.

## Committee Reports

### Toys for Tots - John Braun

- Making toys again at Val Matthew's shop
- Anyone who is interested in talking with Val, he's happy to have visitors

### Library Committee - Bill Pierce

- No updates

### Membership Committee - Jerry Couchman

- No new people since the meeting but several people at the tool sale expressed interest

### Shows Committee - King Dahl

- No upcoming shows, but still looking for a new Shows Chair

### Programs Committee - Chuck Barnett

- October: Zoom - Seth Roland, coopering
- November: In person - vacuum in woodworking

### Education Committee - Andrew Pellar

- Added a few teachers and new formats, like demonstration/inspiration, kind of a hybrid shop tour-class model
- Encouraging teachers to taking on assistants to make it easier on the teachers

## New Business

- Suggestion to change the day of the Board meeting to third Thursday of the month. Vote taken to change date starting next month.
- Discussion of potential vice president to replace Nick, who took over as president a few months ago
- Also discussed possible At Large members - will have 2 openings in 2024
- Supporting students: At the picnic, Bill had a discussion with a few members about Woodfest and Wood Expo. Woodfest had participation from schools. Is there a way for the club to still support students if we don't participate in Woodfest? How can we bring in participation at Wood Expo?

Adjourn - 8:58



## Preferred Vendors offering DISCOUNTS to NCWA Members:

### NORTH –

Hardware Sales

Bellingham Millwork

Hardwoods to Get

Windsor Plywood

Village Books

### WEST –

Sebo's Hardware

### SOUTH –

Martin Lumber/True Value

Stormo Hardwoods

### CENTRAL –

Ekrem Hardware

Karl's Paints

Mt. Vernon Building Center

Cedar Country Lumber

Sherwin-Williams Paint

### EAST –

E & E Lumber

### SPECIALTY –

Edensaw Woods

FASTCAP

Klingspor

NCWA is open to all interested woodworkers, and was formed to promote high standards in woodworking, woodworking education and showcasing local woodworking. Meetings are generally held on the first Tuesday of each month at 7:00 pm. Dues are \$35 per year, payable to NCWA, 26220 48th Ave NE, Arlington, WA 98223. Submit newsletter articles by email to [kingdahl1@gmail.com](mailto:kingdahl1@gmail.com).

## NCWA 2023 Board of Directors:

**President** – Nick Pederson

**Immediate Past President** – Greg Koenker

**Vice President** – Barry Tonkin

**Treasurer** – Al Ashley

**Secretary** – Christi Brua Weaver

**Members at Large** – Peter Gantt, Chuck Barnett, Craig Edwards, Tony Etienne

### Committee Chairs:

**Programs Committee** – Peter Gantt, Chuck Barnett, Craig Edwards

**Library** – Bill Pierce

**Education** – Andrew Pellar

**Membership** – Jerry Couchman

**Shows** – King Dahl

**Shop Tours** – TBA

**Toys for Tots** – John Braun

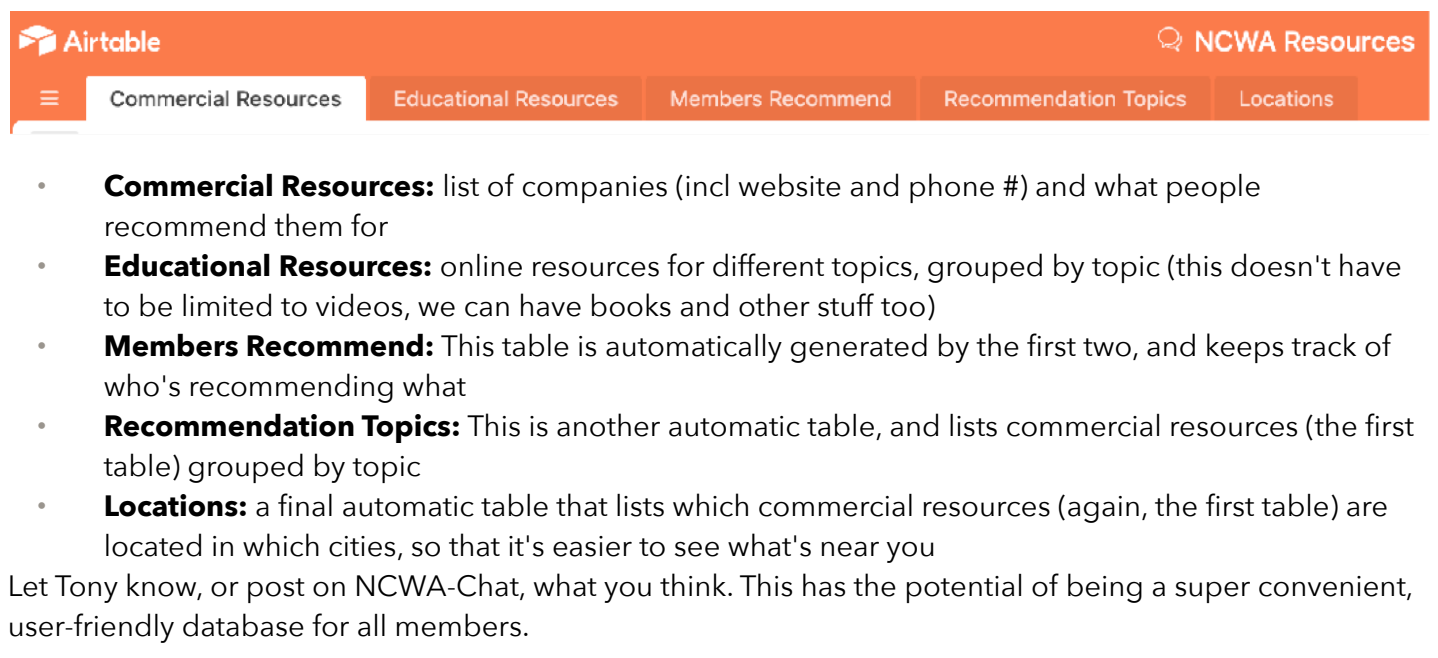
**Webmaster** – Michael Titus

**Newsletter** – King Dahl

## NCWA Resources

Click this link – [NCWA Resources](#) – for our user-friendly database serving the purpose of storing information about recommendations from NCWA members.

There are 5 tables (1 tab for each) across the top, you can click each one to see its contents. This page is evolving and being updated in real time, so there will be new additions frequently.



- **Commercial Resources:** list of companies (incl website and phone #) and what people recommend them for
- **Educational Resources:** online resources for different topics, grouped by topic (this doesn't have to be limited to videos, we can have books and other stuff too)
- **Members Recommend:** This table is automatically generated by the first two, and keeps track of who's recommending what
- **Recommendation Topics:** This is another automatic table, and lists commercial resources (the first table) grouped by topic
- **Locations:** a final automatic table that lists which commercial resources (again, the first table) are located in which cities, so that it's easier to see what's near you

Let Tony know, or post on NCWA-Chat, what you think. This has the potential of being a super convenient, user-friendly database for all members.