



# Newsletter

**Next Monthly Meeting — June 7, 2022 at 6 PM — Via Zoom**

## YOUTUBE

Check out the latest NCWA videos, including Brian Bogg's May presentation

## BRING & BRAG

Check out what your fellow members are up to in their shops

## ANACORTES ARTS FESTIVAL

It's coming up! See how you can participate or display your projects

*Click the underlined title in the boxes above to be taken directly to that section of the newsletter.*

## **A Message from the President...**

I hope that June finds many of you spending the longer daylight hours out in your shops, working hard on your projects... especially the projects for this year's President's Challenge!

I'm looking forward to seeing in what ways you've chosen to 'Push your Limits'. Twelve years ago, when I joined NCWA, I was in awe of the beautiful items that members brought to each month's Bring and Brag. I recall feeling a bit embarrassed by my own efforts, and telling myself that I really had to step up my game.

I began looking for projects that involved skills and techniques I hadn't attempted before and ended up trying marquetry, curved panels, live edge work, and much more. While I still have a long way to go before I can consider myself a craftsman, I have learned a little bit, and have had a lot of fun along the way. That inspired the theme for this year's challenge. I hope you have fun trying something you haven't attempted before, and look forward to seeing your projects in July's Bring and Brag!

Speaking of new challenges and pushing our limits, it is inevitable that from time to time we may get in a little over our heads, which brings me to a related topic – the request that I've heard most frequently over the years I've

**Connect with your fellow members:**



[Instagram](#)



[Facebook](#)



[YouTube](#)



[Website](#)

*(Click for all pertinent information regarding NCWA)*

been involved with the club – the wish for a mentoring program. I have talked with several members about how we could implement such a program, and it's pretty clear that the starting point is to recruit those members who have expertise in a given area, and who are willing to serve as mentors. So, let's begin building our mentoring program by addressing that!

Do you have a lot of experience with finishing? Finger joints, dovetails, or other joinery? How about inlay, sharpening, tuning up power tools, or handling tricky clamping situations? If there is some part of the woodworking universe that you have spent time becoming familiar with, we could use your help!

If you are willing to share your expertise with other members when they need a little help, please email me with your name, and the area(s) in which you feel you could serve as a mentor. My email address is: [gkoenker@gmail.com](mailto:gkoenker@gmail.com).

*Greg Koenker - President, NCWA*

## THIS TUESDAY!!! — June 7th General Meeting

### Garrett Hack



**Garrett Hack** is an internationally known furniture maker, educator, writer, and farmer from Thetford, Vermont. A furniture maker for almost 50 years, he has created his own style with designs that continually push his skills to the next level. He's also an in-demand woodworking instructor, teaching classes in Germany, England, Austria, Italy, Spain, Canada, Australia, Israel, Japan, and the US.


Garrett has a great love of hand tools and uses them in everything he builds, from shaping curves to delicate details. He is the author of *The Handplane Book* (Taunton Press, 1997) and *Classic Hand Tools* (Taunton Press, 1999), a contributing editor at *Fine Woodworking* magazine (30 years), and former chairman of the Furniture Masters.

His presentation is titled DEVELOPING A DESIGN.

How do you get started planning out and designing a new project? To illustrate his process, Garrett will show images of some of his furniture as well as use two projects now in his shop. He will discuss choosing appropriate materials and how to use them optimally, planning out a logical construction strategy, deciding what techniques might efficiently and accurately get you to your goal, and which details could enhance and enliven the work.

His previous presentations to the club have been widely praised. In fact, if you recall, Garrett was our first presenter to do a session via Zoom in 2020, when we decided to conduct our monthly meetings virtually, due to Covid.

This is a presentation you will not want to miss.



### **Woodworking Library Promotes Lifelong Learning**

*Submitted by Bill Pierce*

The NCWA Library committee consists of Brannon Mucke, Steve Wagoner, Richard Gillingham and yours truly. Between circulation activities, selecting items to add to our collection, moving books around, finding homes for donated books, and planning new and better ways to serve members, we may each spend close to 8 hours/month making the library run. Sometimes I ask myself: "Why do we do this?", but the answer is always the same... **Books can change your life.**

Whether it's learning a new skill like **Using/Sharpening Essential Woodworking Hand Tools** (call number 01-121), understanding the art of woodworking through the biography of a great



woodworker like ***The Furniture of Sam Maloof*** (73-543), or learning about a new joinery technique with ***Essential Joinery*** (77-980). Opening your mind to new design ideas, with something in our Design section, like ***Wood Architecture Now!*** (58-978). Having trouble with your Bandsaw? Maybe ***Care and Repair of Shop Machines*** (65-801) has the answer. From Japanese carpentry to upholstery, our collection is diverse and sure to have something you'd like to know more about.

As a group, woodworkers are people who enjoy learning and solving problems, so a library is a really good fit for a woodworking club. And where else can you find so many woodworking books collected in one place, with free loans for members? We hope we can start meeting again and displaying our collection for easy browsing. In the interim, we encourage you to browse the catalog Richard sends out each month. You may find something that will change your life.



Plans for this year's Anacortes Arts Festival are coming along! What a wonderful way to reconnect with people in an outdoor environment, while discussing our favorite topic... Woodworking!

Jerry Couchman is organizing the demonstrations and demonstrators, and many have stepped in to volunteer to share their knowledge. He still has a few spots available. If you are willing and able to spend some time outside on a beautiful Pacific Northwest summer day, while sharing a specific woodworking skill with the public, contact Jerry [sofa01@hotmail.com](mailto:sofa01@hotmail.com).

John Braun will handle the hugely popular Toys For Tots area within our booth. If you find happiness in bringing joy to kids while helping them make their own wooden toy car or truck, please let John know at [lesjbraun@gmail.com](mailto:lesjbraun@gmail.com). It's for the kids.

We also want to showcase your projects. We will have 3 categories in which to display projects...

- Items built by you in your shop
- Items built by you in one of the many NCWA Classes or from watching one of our VST's
- Items built by you that are for sale (*a nominal fee of 10% of your sale price goes to NCWA as a donation to offset booth expenses, etc.*)

If you have items to display, are interested in being a greeter for a couple of hours during the show run, want to assist John with Toys For Tots, or can assist in set-up and/or tear down, please let King know at [kingdahl1@gmail.com](mailto:kingdahl1@gmail.com)

## Bring & Brag

*A few days prior to the monthly meeting, submit 3-4 photos of your project, along with pertinent information like wood species, type of finish, or any other notes of interest to Greg Koenker at [gkoenker@gmail.com](mailto:gkoenker@gmail.com)*

*Submitted by George Lanphear* – From start to finish I've been working on this for over a year. Lots of that time was spent drawing and trying ideas. I actually have an idea to make the body (knot) that would be solid wood and not the plywood and blocks covered with veneer. Final product is cherry, cherry veneer and the accent pieces are hickory.

I've had "Hickory, Dickery, Dock" running through my brain for about 10 months, ever since I came across some hickory at Martin Lumber while looking for cherry and something contrasting to make the trim.

Stained the cherry with Mixwax gel stain. In the lighting when I took the picture, some of the panels of the base appear darker, but they were cut from pieces of continuous grain. Cherry veneer plywood finished with 5 coats Minwax water based wipe on polyurethane.




*Submitted by Dennis O-Hern* – My latest project... I call it a firewood fish. I bought a load of firewood a few years back that had some nice figured maple in it. Much too pretty to burn! The base is a piece of driftwood coated in polyurethane. The fish is finished in lacquer.







*Submitted by Mark Kraus* – They say you should wait a while to allow the wood to reach equilibrium before cutting it to the finished size. This table top is about 200 million years old – and pretty stabilized by now (and rock hard). I purchased the petrified wood during a trip to Arizona in March (and of course another visit to Petrified Forest National Park). The black walnut base is the same as from a series of side tables that I made about 20 years ago, each with a different thin granite table top surface. Overall height is 21". The petrified wood slab is about 16" x 18". Although the exact species of tree is not definitive (there are only two petrified woods that can be readily identified as to species), this slab is thought to be of a common conifer tree.



*Submitted by Eric McRory* – Here are a couple photos of a chair I just completed. It is a replication of a George Nakishima design that he named the "Conoid Chair". It was designed for his daughter (who is now 70 years old), to make it easy for her to push in and out from the dining room table. It's made of Walnut and hickory and finished with a mixture of varnish, linseed oil, and turpentine. Its top coat is paste wax.



This is my first chair and learned to make it from a woodworking teacher in Temecula, CA named Taeho Kwon.

# Meeting Minutes

## Minutes of General Membership Meeting (Zoom)

**May 3, 2022**

1. Meeting was called to order at 6:00PM. Our guest presenter, Brian Boggs, was introduced and kicked off the evening with an excellent presentation from his shop in North Carolina. Following Brian's presentation we proceeded with the business portion of the meeting.
2. Membership Committee. Jerry Couchman was not in attendance, so Greg Koenker stepped in to introduce to new members.
3. Treasurer's Report, (Al Ashley). Al gave a short recap of the NWCA financial status.
4. Library Committee. An updated listing of books and other materials available for check out has been sent out via email. This email includes check-out and return procedures.
5. Education Committee (Sascha Vandette) In person classes are still on hold pending feedback from instructors.
6. Shows Committee (King Dahl filling in) Anacortes Arts Festival is definitely on for August 5,6,7. Jerry Couchman is handling the demonstration schedule, John Braun will be heading up Toys-for-Tots including the Build a Car demo. If you are interested in volunteering for these activities or to be a greeter at the booth contact Jerry, John, or King.
7. Programs Committee (Jim Ferguson). Check out the scheduled presentations information in the Newsletter.
8. Bring & Brag.

Check out the photos and descriptions elsewhere in this newsletter.

Meeting adjourned shortly after 8:00 PM

*Submitted by George Lanphear, NCWA Secretary*

## Minutes of Board of Directors Meeting (ZOOM)

**May 12, 2022**

Meeting called to order at 7:00 PM. Members present included: Greg Koenker, King Dahl, Jim Bucknell, Al Ashley, John Ellis, George Lanphear, George Knutson, Jerry Couchman, ,Jim Ferguson, John Braun, Mike Titus, Tony Etienne, Richard Gillingham.

1. Treasurer's Report (Al Ashley). Al had sent email copies of the monthly report to all members of the board.

Total membership stands at 209.

2. Membership Committee (Jerry Couchman.) New members 2022 YTD - 9 with one pending new member.

3. Programs Committee (Jim Ferguson.) Jim provided names of scheduled presenters along with people he's been in contact with regarding future presentations. There was some discussion of live meetings vs. Zoom and how to integrate live presenters with a zoom audience, remote presentations with a mixed audience both at the meeting live and viewing it via zoom. There was further discussion later in the meeting regarding the logistics

4. Library Committee (Richard Gillingham.) Checkouts continue at a rate two to three per month.

5. Education Committee (Sascha Vandette.) Sascha was not available for the meeting. Greg commented that a couple of VSTs are in the works and should be available within the next month.

6. Shows Committee. David and Sascha were not available. Greg and King brought us up to date on status of the Anacortes Arts Festival.

7. Resumption of in person membership meetings. A lot of this discussion was on our ability to conduct meetings in person along with Zoom, for the members who are not comfortable with live gatherings. The goal is to shoot for live meetings by September or October of this year. Part of this discussion also addressed having the picnic the last week of July vs. August. This was at the request of the school because classes will begin in August, which means that the school staff will be busy preparing for the new school year.

A motion was presented to: a) plan the picnic for the last week of weekend of July, b) plan for July, August, and September General Membership meetings via Zoom, and c) plan for an in person meeting in October with online capability via Zoom. Motion was seconded and passed by show of hands.

Discussion continued regarding equipment needed to run the meetings as hybrid live and via Zoom. Jim Bucknell moved to increase the "Equipment" line item of the Budget by \$1000 (\$1500 total) and give Greg Koenker authority to purchase items needed to interface with the Christian School's AV system. Motion was seconded and passed by show of hands.

The meeting adjourned at approximately 8:30PM.

*Submitted by George Lanphear, NCWA Secretary*



## Preferred Vendors offering DISCOUNTS to NCWA Members:

*Click the link to be taken to the company's website for address, phone number, & product selection.*

### **NORTH –**

[Hardware Sales](#)

[Bellingham Millwork](#)

[Hardwoods to Get](#)

[Windsor Plywood](#)

[Village Books](#)

### **WEST –**

[Sebo's Hardware](#)

### **SOUTH –**

[Martin Lumber/True Value](#)

[Stormo Hardwoods](#)

### **CENTRAL –**

[Ekrem Hardware](#)

[Karl's Paints](#)

[Mt. Vernon Building Center](#)

[Cedar Country Lumber](#)

[Sherwin-Williams Paint](#)

### **EAST –**

[E & E Lumber](#)

### **SPECIALTY –**

[Edensaw Woods](#)

[FASTCAP](#)

[Klingspor](#)

[Rockler Woodworking Woodworkers Supply](#)

NCWA is open to all interested woodworkers, and was formed to promote high standards in woodworking, woodworking education and showcasing local woodworking. Meetings are generally held on the first Tuesday of each month at 7:00 pm. Dues are \$35 per year, payable to NCWA, 26220 48th Ave NE, Arlington, WA 98223. Submit newsletter articles by email to [kingdahl1@gmail.com](mailto:kingdahl1@gmail.com) and [janekirstine@comcast.net](mailto:janekirstine@comcast.net).

## **NCWA 2022 Board of Directors:**

**President** – Greg Koenker

**Immediate Past President** – King Dahl

**Vice President** – John Ellis

**Treasurer** – Al Ashley

**Secretary** – George Lanphear

**Members at Large** – Nick Pederson, Jim Bucknell, Tony Etienne, George Knutson

### **Committee Chairs:**

**Programs Committee** – Jim Ferguson

**Library** – Bill Pierce

**Education** – Sascha Vandette

**Membership** – Jerry Couchman

**Shows** – David and Sascha Vandette

**Shop Tours** – Jim Redding

**Toys for Tots** – John Braun

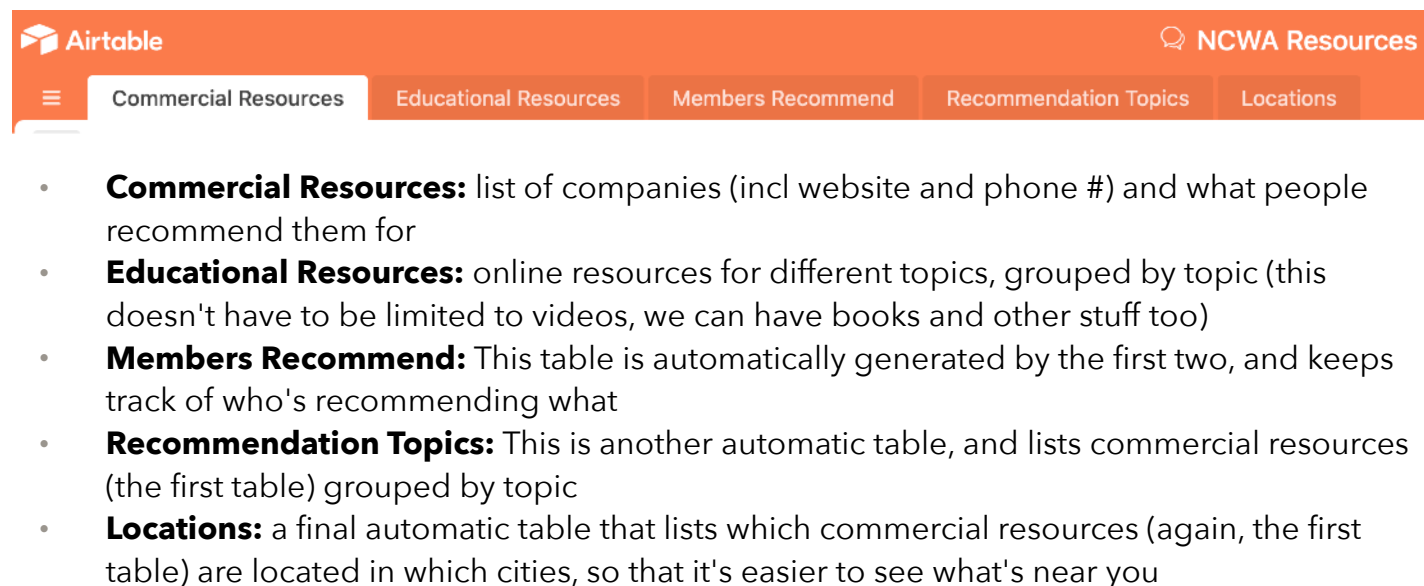
**Webmaster** – Michael Titus

**Newsletter** – King Dahl

## NCWA Resources

Click this link – [NCWA Resources](#) – for our user-friendly database serving the purpose of storing information about recommendations from NCWA members.

There are 5 tables (1 tab for each) across the top, you can click each one to see its contents. This page is evolving and being updated in real time, so there will be new additions frequently.



- **Commercial Resources:** list of companies (incl website and phone #) and what people recommend them for
- **Educational Resources:** online resources for different topics, grouped by topic (this doesn't have to be limited to videos, we can have books and other stuff too)
- **Members Recommend:** This table is automatically generated by the first two, and keeps track of who's recommending what
- **Recommendation Topics:** This is another automatic table, and lists commercial resources (the first table) grouped by topic
- **Locations:** a final automatic table that lists which commercial resources (again, the first table) are located in which cities, so that it's easier to see what's near you

Let Tony know, or post on NCWA-Chat, what you think. This has the potential of being a super convenient, user-friendly database for all members.