



# Newsletter

October 2021

**Next Monthly Meeting — October 5, 2021 at 6 PM — Via Zoom**

## A Message from the President...

I stumbled across this quote from composer, Johannes Brahms, the other day...

**"Without craftsmanship, inspiration is a mere reed shaken in the wind."**

...and it got me thinking (which, admittedly, is a dangerous proposition!) I'm one who thrives on the inspiration I get from a variety of sources – not the least of which come from work and ideas generated from members of this club, our amazing presenters, those I follow on Instagram, books on woodworking and design, the beauty of nature, and many other places.

But Brahms hits the nail on the head. Inspiration needs more. Inspiration thrives alongside the hard work, practice, and attention to fundamentals that come with becoming a true craftsperson. My hope for us all this autumn, is that we find ourselves inspired, and working hard on our craft, so that we become the craftspeople that create and execute the designs that touch our hearts – from wherever our sources of inspiration might originate.

*-King Dahl, NCWA President 2021*

### PREFERRED VENDORS

One of the many advantages of membership in NCWA is a wide range of vendors that offer discounts to our members. Check out this list with links to their websites.


### MEETING MINUTES

Read the minutes from last month's NCWA General Meeting and the Board of Directors' Meetings, as taken by NCWA club Secretary, George Lanphear.

### BOOK REVIEWS

The NCWA Library has an extensive collection of books, videos, and plans on a huge range of woodworking topics and projects. See what members are saying about their recent reads.

Connect with  
your fellow  
members:



[Instagram](#)



[Facebook](#)



[YouTube](#)



[Website](#)

(Click for all pertinent information regarding NCWA, including signing up for NCWA-Chat)

Click the underlined title in the boxes above to be taken directly to that section of the newsletter.

# Monthly Meeting — October 5, 2021 at 6 PM

*Coordinated by Phil Humphries and Bill Pierce of the NCWA Programs Committee*

**Please Note:** Monthly General Meetings will be held via Zoom until further notice.

## David Fisher - Greenwood Carving: Finding Flow



David Fisher is fascinated with the flow of the line, the sensation of texture, and the play of light and shadow. His designs are guided by those elements, as well as the unique nature of each piece of tree.

Green woodworking can imply more than just the general notion of working with wood that is relatively fresh with a high moisture content. The term connotes the idea of working with nature, sensitively considering the unique attributes of each bit of tree, including them flow of the fibers. The carver adapts to what nature has provided. This can be a serendipitous journey between the hands and material as the destination is gradually revealed.

Dave will present examples of his work and working methods. And he'll explain his approach to design and how we can take inspiration from nature to imbue our pieces with a sense of movement and life. He will encourage the same sense of playfulness he had as a boy looking for sticks.

For more on David's woodworking philosophy, this short video is highly recommended...

**Masters of the Craft – David Fisher**

## UPCOMING MONTHLY GENERAL MEETING PRESENTATIONS VIA ZOOM

*Coordinated by Phil Humphries, Chair of the Programs Committee*

**October 5th at 6 PM** – Renown woodcarver, [David Fisher](#) (click the link to check out his extraordinary work), will discuss his woodcarving techniques for his amazing bowls, spoons, containers, and hand-carved lettering.

**November 2nd, at 6 PM** – Former club member, Kyle Huntoon of [Hunt & Noyer Furniture](#), will be presenting from his successful furniture shop in Detroit, Michigan.

**December 7, 2021, 7 PM** – End of Year Wrap Up

## Cool Resources!

*(Now and then, our members come across unique woodworking resources that merit being shared with the other club members. If you find a resource that would be of interest to our members at large, please don't hesitate to request that it be included in the monthly newsletter.)*

*Submitted by member Rick Anderson*

**WELCOME TO WOODSCHOOL!** That's the title of a series of 51 **FREE** instructional videos produced by the **Center for Furniture Craftsmanship** in Maine. In order to continue their professional course program during the pandemic, the Center not only produced this instructional video series, they have decided to offer it **FREE OF CHARGE** to the woodworking public.

These are the best practice demos as they would be presented by lead instructor Tim Rousseau to the center's classes when meeting in person. Rousseau is a well known furniture designer/ maker and author of many articles in woodworking publications. Topics cover a broad range of woodworking skills and in some cases, such as cutting tenons, show multiple methods. They are very clear and concise w/ excellent videography. This is an amazing resource.... and it's all **FREE** for the viewing!

**[Click here for the Video Library](#)**

According to Peter Korn, founder of the center, "Making this knowledge accessible to the world at large, regardless of financial, geographic or cultural barriers, goes right to the heart of our mission as a nonprofit school". You likely will find the Center's entire website of interest, including their gallery with rotating exhibits year round.

**[Click for Center for Furniture Craftsmanship Website Home Page](#)**



## Individual First Aid Kit Items Available

*Submitted by member John Ellis, First Aid Kit Project Organizer*



Hey everyone,

Well, the First Aid Kit project is nearing it's final stages! In buying in bulk, I ended up with various amounts of "extra items". I am going to make one final offer in an attempt to utilize as many of the extras as possible.

If you are interested in obtaining either a full kit or some individual items give me a text, email or phone call. Below is a list of what is left and prices...

Available	Item	Price	
14	Single Use Cold Packs	\$ 1.00	(ea)
31	Oval Eye Pads	.50	(pkg of 2 ea)
5	2" x 2" Gauze Dressings	.50	(pkg of 2 ea)
5	4" x 4" Gauze Dressings	1.00	(pkg of 5 ea)
6	5" x 9" Gauze Dressings	1.00	(pkg of 2ea)
1	3" Elastic Sports Wrap	2.00	(ea)
3	2" Elastic Gauze Roller Bandage	1.00	(pgk of 2 ea)
2	3" Elastic Gauze Roller Bandage	.50	(ea)
1	1" Self Adhering Roller Bandage	2.00	(ea)
2	2" Self Adhering Roller Bandage	2.00	(ea)
1	1" Paper Medical Tape	1.00	(ea)
8	Acetaminophen Tabs (2 per packet)	2.00	(pkg of 10 packets)
3	Eyewash Solution, 4 oz. bottle	2.00	(ea)

Email - [sunnydaydulcimers@gmail.com](mailto:sunnydaydulcimers@gmail.com)

Text - 425-426-4531

Phone - 360-322-7923

## ANNUAL MEMBERSHIP DUES REMINDER - 2022

*Submitted by Al Ashley- NCWA Treasurer*

### **\$35.00 – Annual Dues (no increase for 2022)**

Yes, it is that time again – time to renew your membership for 2022!

Due to COVID-19 it will not be possible for members to pay their 2022 dues in person. Because of this, members can now renew their membership and pay their dues on-line using PayPal or by mailing a check to the NCWA Treasurer.

1. To pay dues on-line:
  - a. Log on the NCWA web page <https://www.ncwawood.org/> and click on the **PayPal** button (note: most members will select the “Debit or Credit Card” button)
  - b. Enter your debit or credit card information (\$35.00 will be charged to your card)
2. To pay dues with a personal check:
  - a. Mail a \$35.00 check (**payable to NCWA**) to the Club’s treasurer  
NCWA  
c/o Al Ashley  
26220 48<sup>th</sup> Ave NE  
Arlington, WA 98223

Dues are due by the first Tuesday in February. New membership cards will be mailed to each renewing member beginning in January.

Benefits of membership include:

- Discounts from our Preferred Vendor support group (Vendor list below)
- Monthly Membership Meetings via Zoom with woodworking presentations from renown woodworkers from throughout the country (resumption of in-person meetings pending for 2022),
- Virtual Shop Talks aka “VSTs” via Zoom
- NCWA Woodworking Classes (pending for 2022),
- NCWA Library – Expansive collection of Books, DVDs, and Plans
- NCWA Chat – an online forum available only to our membership, and
- As always, the opportunity to be associated with the best group of woodworkers in the Northwest.

## Book Reviews —

The NCWA Library has an extensive collection of books, videos, and plans on a huge range of woodworking topics and projects. See what members are saying about their recent reads, and take a look below for the simple and easy process to check out from our library...

### The NCWA Library Offers Mail-based Service

*Submitted by Richard Gillingham and Bill Pierce, Co-Chairs of the NCWA Library Committee*

The NCWA Library offers a club-subsidized, mail-based service. [Click Here](#) to be taken to a list of our inventory.

We also send out a PDF list of available materials to members, by email, in the first week of each month, but you can request or return items at any time of the month.

**Requests:** Email your request for up to 2 items at a time (include your name, mailing address, titles and call numbers) to Richard Gillingham [candgachers@yahoo.com](mailto:candgachers@yahoo.com). If the items are available, you should receive them by mail within about a week. Check-out period is 2 months.

**Returns:** When you are done, mail your items back to NCWA, care of Brannon Mucke (ask the post office for "media rate" to save \$), using the included return address label, OR arrange to drop them off at one of the drop off locations below (connect with member prior to drop off):

**Arlington:** Bill Pierce, 32324 SR9 NE, Arlington 98223 [soaringswallowfarm@gmail.com](mailto:soaringswallowfarm@gmail.com)

**Bellingham:** Steve Wagoner, 619 Bayside Rd. Bellingham 98225 [sawagonermd@gmail.com](mailto:sawagonermd@gmail.com)

**Ferndale:** George Knutson, 2030 McBeath Dr., Everson 98247 [gak512@comcast.net](mailto:gak512@comcast.net)

**Anacortes:** Charley Drake, 5955 Central Ave. Anacortes 98221 [chuckanutcharley@gmail.com](mailto:chuckanutcharley@gmail.com)

**Alger:** Richard Gillingham, 18927 Routon Lane, Burlington, 98233 [candgachers@yahoo.com](mailto:candgachers@yahoo.com)

**Mt. Vernon:** Brannon Mucke, 1213 S 12th St., Mt. Vernon, 98274  
[bmucke@mountvernonchristian.org](mailto:bmucke@mountvernonchristian.org)

Pretty simple, eh? If you get an overdue notice (sent if you've still got the item after 2 mos.), simply correspond with Richard and arrange to return the item. Items will be quarantined before you receive them reducing possible COVID-19 transmission.


The Library is a great resource for members, so we've created a safe and convenient system of access to serve you! Please email [library@ncwawood.org](mailto:library@ncwawood.org) if you have any questions.

## ***In the Greene & Greene Style***

### ***Projects and Details for the Woodworker*** By Darrell Peart

NCWA Library # 58-536

Bob Pavia – “The Greene brothers were at the forefront of the California Arts and Crafts movement in the early 1900s, designing complete estates along with their interior furnishings. The furniture designs were brought to life in the woodworking shop of Peter and John Hall. Their designs have been popular among woodworkers ever since.



One of the best modern practitioners of Greene and Greene design is this book's author Darrell Peart (<https://furnituremaker.com>) who presented to our club in July 2021. In our own club, George Knutson is well known for his Greene and Greene furniture. He presented to the club in September 2021. [Click Here](#) for George's presentation on Building a Greene and Greene-inspired Nightstand featured on our club YouTube Channel.

This book is an excellent resource if you have been inspired by Peart or Knutson to start your own project. The Greene and Greene style has several iconic design elements: Arched pulls, rectangular plugs, ebony splines, and waterfall legs to name a few. The first seven book chapters provide step-by-step methods in paragraph style with tool setups for building these design elements.

The final two chapters are plans for completing two Peart designs in the Greene and Greene style: Speaker Stands and a Wall Mirror. Both projects provide an opportunity to try out Greene and Greene design elements showcased in the first part of the book. Peart gives excellent and very detailed descriptions (including his own “secrets to success”) for both projects. The wall mirror is the more compelling of the two designs.

Peart's book is worthwhile reading for those starting to build a classic Greene & Greene piece or those wishing to incorporate one or more of Greene's design elements into their own work. This is a hands-on oriented book with dimensioned drawings and high quality color photographs. There are examples suitable for beginning woodworkers, but most are more approachable for those with intermediate and advanced skills.

Other Greene and Greene books by Peart in the NCWA library include:

Greene and Greene Design Elements (NCWA Library # 58-529)

Build a Greene & Greene Rafter Tail Table (NCWA Library # 07-344)

Fine Woodworking Greene & Greene topics/plans: <https://www.finewoodworking.com/tag/greene-and-greene> (membership required for some content)


## **The Woodfinishing Book** by Michael Dresdner

1<sup>st</sup> edition, The Taunton Press © 1992

213 pages

(companion video is also available)

Mark Krauss – I may be dating myself to writeup a review of a book that is nearly 30 years old. There is a newer 2<sup>nd</sup> revised edition 'The New Wood Finishing Book' © 1999, which I do not have. But it is a very good book that introduces and explains the world of wood finishes. The chapters start with finish choice, and then walk through the various processes from wood preparation to rubbing out the finish and repairs.



I find the focus of this book to be more on 'how to', with good explanations of the author's techniques. In many cases it offers quite detailed instructions, such as how to wipe a stain or rub a finish. Not only does it explain the mechanical steps of what to do, but also explains why, often with diagrams that help explain things.

One especially useful part of the book is a large pull out chart that categorically details the characteristics of the myriad of finishes available. If you have ever stood in the aisleway of your favorite woodworking store (or on their website) and wondered where do I start, this chart can help. Since its publication, there have been some advances in the finishes available, so it may not be the last word. But it should help you narrow your selection based upon your criteria for that finishing job.

As all of us have experienced at one time or another, things don't always go according to plan. The author includes several amusing vignettes about adventures and misadventures from his own wood finishing career.

*Note: Michael Dresdner has previously presented his wood finishing techniques to NCWA both in a monthly meeting, and in a 3-Hour Intensive On-line Workshop.*

Be sure to check the November newsletter, as it will feature more reviews on wood finishing books that Mark Krauss has recently read and reviewed.

All members are welcomed and encouraged to submit their thoughts and reviews on woodworking books or videos they have read/watched that they feel would be of interest to our members. We will publish your reviews in the monthly newsletter. Please submit your review to [kingdahl1@gmail.com](mailto:kingdahl1@gmail.com)



## In-Person Class Announcement

*Submitted by Greg Koenker, Vice President & Chair of the Education Committee*

*Please Note: All NCWA Classes are held in privately-owned shops, by volunteer instructors. We ask that you respect the wishes of the instructor regarding vaccination status, and mask requirements. For this class, those wishes are as follows –*

**This class is offered for those NCWA club members that have been fully vaccinated for COVID-19, and furthermore, will require that participants wear masks, and will be conducted in a manner consistent with currently recommended CDC guidelines.**

*As with all NCWA classes, attendance is voluntary, and it is requested that your personal level of comfort dictate your decision to attend.*

### Exploring Wood Carving

**Date:** October 9, 2021

**Time:** 9:00am - 12:00pm

**Class Size:** 2-4

**Instructor:** Bill Pierce

**Location:** Jim Corbin's shop 5792 Inez Street, Bow, WA 98232 (directions below)

This class will help you explore your interest in wood carving. It's a hands-on class where you will create your own chip carving in one of a few selected styles without a significant investment in carving tools.

Along the way, you'll learn some basic principles of good carving to help get you started. In creating your carving, you will learn to transfer a pattern and why sharp tools are important. We will discuss grain and how to carve with it. Then you will learn to set-in and carve out your pattern and finish it with wax.

**THINGS TO BRING:** Students should bring a sharp, thin, pointed knife (preferably a chip carving knife or a skew-chisel) they wish to carve with and a board 6" wide, 6" long and at least 3/8" thick with knot-free, straight grain running along one of the 6" dimensions. Easily carved woods like basswood, alaskan yellow cedar, sugar pine, poplar, or alder are suggested. Tools and basswood (in memory of Jim Gleeson) will be provided for students who don't have them.

## **In-Person Class Announcement cont.**

Sign up by sending an email requesting space in the class to [gkoenker@gmail.com](mailto:gkoenker@gmail.com). Please include course title, and your email & phone number. If you are unable to attend, please contact Greg by email, or call/text him at 714-642-2164, ASAP, so that we may let someone from the waiting list take your place. Spaces in classes will be filled in the order that emails are received, and when filled, additional requests will be put on the course waiting list.

### *Directions to Jim Corbin's Shop:*

From I-5, take Exit #236 (Casino exit) and turn west on Bow Hill Road. Proceed for 2 miles and you will drop over the hill in a sweeping "S" turn. At the bottom, you will cross a railroad track. The first street on the west side of the RR track is Cedar Street. Turn north on Cedar and go 2 blocks. Cedar St. will automatically turn and become Inez Street. Jim's house is the first tan house on the north side of Inez Street. His shop is in the NW corner at the end of the driveway on the west side of the house.

5972 Inez Street

Bow, WA 98232

If you miss a turn, Jim's phone number is 360-766-8705

## **Who is Lin Folsom?**

*Submitted by member Charley Drake*

Last month most of a shop's worth of very good to new woodworking tools were sold to NCWA members at very good prices. All of the profit was donated to the club. The total was a little over \$1,300. The donor is a woman named Lin.

Lin is not, nor has ever been a member of NCWA. She is not the widow of a woodworker, getting rid of his tools. She is a very independent person who loves a challenge. When something had to be done on a wooden boat she owned she learned how to do the work and went after the job. Woodworking requires tools so she outfitted her shop, with advice from woodworking friends over the years. About 10 years ago her house went up in flames and her tools with it. Insurance covered the loss, which is how the tools sold last month came to be.

Lin is nearing the end of her life. She is in hospice now, trying to get her possessions to people who will use them and value them. Lin is a good friend of Charley and Nancy Drake, so when she decided to sell her tools she turned to Charley to help out. The donation was all her idea. She has heard about the club, knows we are a good organization and so she decided to do the most good she could with what she had. Lin will be missed. - Charley

## Meeting Minutes

### Minutes of General Membership Meeting (Zoom)

September 7, 2021

Meeting was called to order shortly after 7:00 PM.

Membership Committee: (Jerry Couchman): Introduction of new members:

Bob Slind and Ken Fuchs were welcomed to the NCWA. Each of them gave us a quick run-down of their backgrounds and particular interests in woodworking.

Education Committee: (Greg Koenker): There are three VSTs almost ready for release;

1. Rust removal
2. Finger jointing Jigs
3. Cross-cut sleds

These should be ready to go sometime in October of this year. All three of the topics came from member input to Greg's request for topics that are of particular interest to the NCWA membership.

Library Committee: (Richard Gillingham) Richard mentioned that the Library is looking for "Book Reviews". The plan is to ask members who have checked out Library materials to give some feedback to the committee in the form of a short Book Report. Reports can be emailed to Richard or King Dahl and will be included in the monthly Newsletter.

Bring and Brag: Most of the Members who have submitted photos were not in attendance, so a decision was made to defer them to the October meeting.

At this point the meeting was turned over to George Knutson for a presentation on building a Green & Green style table.

*Submitted by George Lanphear, NCWA Secretary*

## **Minutes of Board of Directors Meeting (Zoom)**

**September 15, 2021**

Meeting was called order at 7:05 PM. Attendees included King Dahl, Greg Koenker, Al Ashley, George Lanphear, Jim Bucknell, Phil Humphries, Bill Pierce, John Braun, Sascha and David Vandette, and Jim Ferguson.

1. Treasurer's Report (Al Ashley). Al provided copies of the monthly report and a preliminary copy of the 2022 budget via email to all members of the Board.

The budget was discussed at length, particularly the impact of Covid-19 on many areas of the budget. The 2022 budget will remain an open item at this point. Al Ashley made a motion do keep the annual dues \$35.00 for 2022. This motion was seconded and passed by show of hands.

2. Education Committee update: We are looking at possibly October 2nd for a VST with George Knutson completing the Green & Green table project. The VST covering fingerjoint jigs is expected to be ready around the 3<sup>rd</sup> week of October.

3. Library Committee. Since the Book Sale was cancelled when the picnic was cancelled, there is a small issue of storing those books and other materials. George Knutson was volunteered (these are currently stored in his shop, along with a cart) to continue to provide a place for them. Depending on when we return to in-person meetings, the current thought is to try for a book sale in January/February time frame.

4. Newsletter. Items for inclusion in the Newsletter should be submitted to King Dahl, preferable 1 week prior to the monthly meeting. King is compiling the Newsletter temporarily.

Sascha Vandette raised a question regarding the minutes of General Membership Meetings and Board Meetings. At some point in the past all Board members were provided a draft copy of the minutes prior to them being published in the newsletter. She would like to have us resume that practice. Beginning this month the minutes will be sent (email) to members of the Board for review prior to being published. (see cover letter).

5. Donation from Charley's friend, Lin Folsom. King provided Charkey with flowers and a thank you card to Lin for her generous donation to the NCWA. Phil Humphries suggested that the money be used for a scholarship or endowment. Discussion brought up several questions about how something like this could be set up. It could require setting up a foundation of some sort with IRS tax implications. Al Ashley briefly spoke about some the issues involved. This discussion was tabled until more information is gathered.

6. Intensive workshops. George Knutson is working with a presenter for another workshop similar to the Michael Dresdner workshop. George was not available to update this topic.

7. In person meetings: ON HOLD INDEFINITELY

Meeting adjourned at 8:07 PM

*Submitted by George Lanphear, NCWA Secretary*



## Preferred Vendors offering DISCOUNTS to NCWA Members:

*Click the link to be taken to the company's website for address, phone number, & product selection.*

### **NORTH –**

[Hardware Sales](#)

[Bellingham Millwork](#)

[Hardwoods to Get](#)

[Windsor Plywood](#)

[Village Books](#)

### **WEST –**

[Sebo's Hardware](#)

### **SOUTH –**

[Martin Lumber/True Value](#)

[Stormo Hardwoods](#)

### **CENTRAL –**

[Ekrem Hardware](#)

[Karl's Paints](#)

[Mt. Vernon Building Center](#)

[Cedar Country Lumber](#)

[Sherwin-Williams Paint](#)

### **EAST –**

[E & E Lumber](#)

### **SPECIALTY –**

[Edensaw Woods](#)

[FASTCAP](#)

[Hartville Tool](#)

[Klingspor](#)

[Rockler Woodworking Woodworkers Supply](#)

NCWA is open to all interested woodworkers, and was formed to promote high standards in woodworking, woodworking education and showcasing local woodworking. Meetings are generally held on the first Tuesday of each month at 7:00 pm. Dues are \$35 per year, payable to NCWA, 26220 48th Ave NE, Arlington, WA 98223. Newsletter submissions are welcomed and are due the 3rd Saturday of the month. Submit by email to [kingdahl1@gmail.com](mailto:kingdahl1@gmail.com) and [janekirstine@comcast.net](mailto:janekirstine@comcast.net) with subject line as "NCWA Newsletter".

### **NCWA 2021 Board of Directors:**

**President** – King Dahl

**Immediate Past President** – Jim Bucknell

**Vice President** – Greg Koenker

**Treasurer** – Al Ashley

**Secretary** – George Lanphear

**Members at Large** – Jim Hickey, Sascha Vandette, Jim Ferguson, George Knutson

### **Committee Chairs:**

**Programs Committee** – Phil Humphries

**Library** – Bill Pierce and Richard Gillingham

**Education** – Greg Koenker

**Membership** – Jerry Couchman

**Shows** – David and Sascha Vandette

**Shop Tours** – Jim Redding

**Toys for Tots** – John Braun

**Webmaster** – Michael Titus

**Newsletter** – Jane Wynn (interim, King Dahl)