

# NORTHWEST CORNER WOODWORKERS ASSOCIATION

June 2006

**Next Meeting: June 6th, 2006**

**Hillcrest Park Lodge**

**1717 South 13th Street, Mount Vernon**

**Phone: 360-202-0099**

Take I-5 exit 226. Go up the hill (east) on Broadway Street to South 13th Street (which is about 5 to 6 blocks from the freeway). Turn right (south) onto South 13th and go about 6 blocks. The park is on the right. Turn into the park the parking lot is adjacent to the lodge.

**ENJOYMENT** noun *1. the pleasure felt when having a good time 2. act of receiving pleasure from something*

What is it about woodworking that brings me enjoyment??

Here are some of the things on my list:

**My Shop** - High school shop class was my first shop environment. Later on, I took a night class also in a high school shop in order to build a cradle for my first son. Fast forward to now, this is shop #8 for me. It might never be completely finished...big new windows are now installed. A new, safer heater is next.

**Tools** - I am very fortunate to have some tools from my grandfather and from my dad.....these are a joy to me.

**Classes** - Our continuing education program is a joy. I always learn something useful and the cookies are good too....

**Reading** - Woodworking magazines, books and DVDs are a constant source of trade information, new techniques and general inspiration. It's a good way to see what others are doing and to learn what's going on in other parts of the country.

**Shop Tours** - To visit the shops of friends, members, to see what they're working on and how they approach it.....cookies there too, what a joy!

**Club Meetings** - We are gathering our momentum as a club. The programs have been of high caliber; the driftwood chair, finishing techniques, custom doors, shop safety, canoes, the jig demo.....and cookies, what a joy!!

**Wood** - Looking for that perfect log to make a widget or to save for future use is a joy....

**Teaching & Mentoring** - To have a person come to the shop whether as a class member, or just out of interest or for some help, this is a joy and we may share some cookies....

**Demo** - Vern Tator and I demo'd the turning of tops at the San Juan County Fair a couple of times. We had a lot of interest in lathe work and gave the tops to the watchers. They were happy.....what a joy !!

**Creative Outlet** - Opportunities abound for honing a skill, overcoming an obstacle; working over an idea, bringing a finished item out of raw material...this brings me joy.

**What is it that brings YOU joy from your woodworking activities??**

-bd

## Meeting Minutes of May 2, 2006

Pres Bob Doop restored order soon after 7 p.m. as we settled in for an interesting meeting in Hillcrest Lodge. Attendance was good per usual and guests were introduced. Highlight of the evening was the exhibition of items made from two-by-fours. Val Matthews calls it the “2x4 Bake-off.”

**There weren't many competitors**, but they produced clever and interesting ideas of what could be done with a small piece of pine wood. Voting was accorded a due amount of time at the break. Projects leader Val Matthews promised: “Vote and get a cookie.” So naturally everyone voted this time around.

Near-unanimous winner was Vernon Leibrant, the distinguished professional turner of large bowls. His entry, a sculpture in wood art and complex in design, was a depiction of a large winged insect, all wrought from an eight-foot-long 2x4. Vern's effort received 38 votes, and he was presented with an NCWA coffee mug and a set of screwdrivers.

No prizes were awarded for second or third place winners, but a lot of quality work was presented. Gary Weyers created four beautiful scroll sawn pieces out of his 2x4, and Val countered with an equally exquisite jewelry box. No one attempted a giant Swiss Army knife, however.

**Another high point of the evening** occurred during the “Woodworker of the Month” talk by Cec Braeden. Following his short biography, Cec unveiled his latest wood project: A walnut rocker on which he worked so diligently the past several weeks. Created from plans sold on the Internet, Cec's rocker proved to be a real work of art and a practical piece of furniture for its maker. Sized for the tall

man, with flexible, form-fitting back slats and scooped out areas for the forearms, the luxurious rocker was everything the designer promised. Cec paid a high price for the plans, but they were easy to follow and included the many designs for the templates and jigs that supported construction. Cec made extra pieces along the way so that he can create another rocker from his initial walnut purchase.

Cec told members that his rocker wasn't perfect and added that he “wouldn't point out the imperfections if you don't.” The earnings from his workbench article was \$900, which he used to buy the plans and walnut. However, Cec forgot to ask for his member's discount thereby losing out on some of the investment. Cec still has one of his very first projects, a corner

what-not rack made from an orange crate. “I don't claim to have any special skills in woodworking, but I enjoy the challenge of trying new projects, methods, and materials. I often have to go back and re-learn things I did on previous projects.” A farm boy from Illinois, Cec spent 25 years in the Air Force as navigator and later as a Squadron Commander serving in B-47's, B-58'd, and, of course, the SR-71. Later he worked 18 years with Boeing and an Engineering Manager.

### Biscuits 'n Gravy.....

Our June program will be another hands-on opportunity. We will be reviewing the use of biscuit joinery in woodworking. When you need basic, inexpensive, dependable, simple joints, biscuits are hard to beat. Yet for many of us, biscuit joinery is somewhat of an unknown because we have not tried it. This program will take the mystery out of it and demonstrate just how simple it can be. A major advantage of biscuits is that every joint is a butt joint. There is no need to fuss with getting dado blades just the right width or setting up a rabbet to assure a perfect fit. As a result, it is much easier to design and execute precise construction. Biscuits can be used to align parts in a large glue-up like a table top, and to assemble case pieces, face frames, drawers, and door and window casings. They are not a replacement for traditional joinery everywhere. They are not as strong as conventional tenons used in more massive construction but they do make many jobs easier and faster.

We will have several biscuit jointers and scrap pieces of wood for you to use to get a feel for the process. If you own a biscuit jointer, feel free to bring it (and an extension cord) to the meeting so we can be assured everyone gets the opportunity to use one.

**Another “Woodworker of the Month,” Troy Burks**, traced his lifetime career as a fireman in Oregon. Troy has a lot of training and experience and real-life stories to tell. He retired a

few years ago to Anacortes where he enjoys boating and fishing as his other hobbies. His shop spans the width of a double garage but is not very deep. However, he has managed to collect the necessary machines to mill wood and create the fine furniture pieces that grace a beautiful home where he and his wife have great views of ship activity in the Guemes Channel. Troy was able to add his thoughts and good advice to Anderson's fire safety program.

**Also a “Woodworker of the Month,” Greg Anderson** professes to be highly motivated to complete a small table, his

first major wood project since joining NCWA. Greg works long hours and is active in our series of educational programs, NCWA shop visits, and other events. He hopes to find the time soon to complete the table assembly and have it ready to display at the next Arts Alive! event.

**RP Myers, Education Chair**, announced four more “Open” shops for the month and invited members to take these opportunities to drop by and get acquainted. He listed Jim Torrence, Nick Van, Steve Intveld, and his own shops would be open to visitors all day. Coffee and cookies are also used to lure those interested. Ed Pysher has name tags and wants those who don’t to claim them. Val Matthews announced another hand-made plane class was forming, to start May 20. It was announced that the annual picnic in August will again feature a silent auction of tools and materials for sale.

**Whistle While You Work.** Toys for Tots Chairman Gene Benson has restructured his role for encouraging donation activity by NCWA members. His new challenge is to put groups together mass-producing a one-of-a-kind toy in a selected shop. He likes the idea that many hands working together find happiness and companionship while getting the work done. The Fidalgo Racing Team (three members) produced more than 50 race car toys last year working in concert. Now he has a team of Shelter Bay members making toy train sets under the direction of Treasurer Doug Duehning. The idea may be catching. Gene will now spend much of his time organizing and solving team problems rather than working the production end. He said: “This is a great opportunity for enjoyable team work. I think it will be very popular.”

**Bring and Brag** It had to happen. Phil Choquette’s “Shellac is our Friend” is now engraved in wood to become a lasting slogan for all who visit his shop. Phil also demonstrated a jig, or aid, that conveniently sets border distances from the edges of the workpiece. Lyle Hand delights in making and selling beautiful jewelry boxes. His

latest is made from Rock Elm, a wood he discovered in the giant Intveld Lumber Yard.

Jay Geisel, Secretary

## Shop Safety: Fire Can Ruin Your Entire Life

Fire in the workshop is as unthinkable as running the family car off a cliff. It just doesn’t happen. Or does it? Anderson, an experienced Fire Marshall and insurance investigator, says it can happen. Older brother to Rick, our Newsletter editor, Anderson, the inspector and teacher of fire safety, spoke to us at our May meeting and described such scenarios in graphic detail. Fire in the shop is not uncommon, and woodworkers need to be shocked back to reality. Fire prevention rules are like warning labels on our tools, we get accustomed to them and after awhile they lose impact and we tend to dismiss them from our minds.



With a fire red glow in his eyes, Jerry Anderson discusses the realities of woodshop fire safety.

**Like a mentor guiding us** in a woodworking technique, Anderson, who has a woodshop of his own, showed us the danger spots in our shop operations. The 30-year fire veteran has worked with insurance companies investigating loss claims since 1984; he told us that he averaged two or three shop fire investigations each year, some with fatalities.

Many of us, re-thinking fire safety, have taken steps to change things in our shop. Bob Doop, for example, has written about some of his concerns, and he has purchased extinguishers and started thinking about a new, safer way to heat his shop. Larry Tomovick, during the talk expressed his concerns about open flames from a gas water heater and furnace housed, unguarded, in his garage workshop. Both could be ignition points for a dust explosion.

“When you’re power sanding and you see glints (sparking) in the dust cloud above you, it’s time to stop and clear the air,” Anderson said. “You’re awfully close to an explosion.”

**Electrical and chemical fire dangers** were also cited. An overused, under-sized extension cord, for example. When the insulation breaks down, wires contact each other and generate high heat without tripping the circuit breaker. Buy bigger cords in distinct yellow, green, or orange colors, he advised. He also urged us to only buy metal surge protectors, not the cheaper plastic types. Cheap outlet boxes are another concern; the small brass strip conductors are over-worked by the constant plugging in and out and should be replaced every few years. He recommends a professional type metal receptacle box that costs only a couple dollars more. And arcing, brush-type motors should be cleaned of wood dust and their brushes replaced, if worn.

We got a lesson in treating oil-soaked finishing rags, also. Spontaneous combustion, Anderson related, can occur when finishing rags or paper towels are improperly handled. "Dunk them in water, spread them out, preferably outside, and let them dry before trashing," he said. At one time he tried to replicate spontaneous combustion by crumpling up oil-soaked rags and putting them into a lidded metal container. The experiment was tried a few times, but when the container was left in the sun on a hot day fire erupted in only a couple hours.

**Anderson also talked about shop heaters.** Wood burning stoves are a no-no in the shop, same for pellet burners, electric wall heaters, and gas and parabolic type heaters. They should all be turned off when dust is in the air.

Fire extinguishers, he said, are a must, but with these caveats: No riveted shell types, no plastic types, no carbon tet types. Extinguishers should be mounted about 5 feet from door or exit, between 3 and 5 feet high on the wall, and preferably against a yellow rectangle background. Shake them once a month and visually check the quantity gauge. The usual extinguisher holds only enough material for about 15 seconds of fire-fighting. Aim at the base of the fire. You may not have much chance at putting it out.

"Save yourself with a rapid egress. Always have a planned exit route and know when to leave. Get out of the building and call 911!" Anderson concluded.

So there you have it, fellow woodworkers. Play it safe. Re-examine your physical workplace, your methods of controlling dust, and how you practice safety every day when you undertake the joyful task of woodworking. Live longer and gain pleasure. —Jay

## Join the Big Party at Edensaw, June 24

Mark your calendars for Saturday, June 24. That's when we take a trip to Edensaw in historic Port Townsend. The popular purveyor of prime and exotic lumber has remade its corporate headquarters warehouse and is celebrating with a rousing Grand Opening. You are invited. In addition to its remodeled offices and sales center, the big store has enlarged and reworked its showrooms and warehouse for your approval.

The 11 a.m. to 3 p.m. festivities include tours of the premises, product demonstrations, a look at some of the finest lumber nature offers, and Club members' discounted sales of woodworking materials, tools, and hardware. A featured Silent Auction of donated craft items will be held during the four-hour span with all proceeds going to the Cancer Society. Our own Val Matthews has volunteered to contribute a hand-made wood plane to the cause.

Members planning to take part in the Grand Opening are asked to form car pools to the Keystone Ferry Landing on Whidbey Island. Volunteer drivers will then shuttle any walk-on ferry passengers to the nearby EdenSaw facility. The current Port Townsend Ferry schedule and pricing will be repeated at the June meeting. Members can also take the opportunity of taking lunch in beautiful Port Townsend, viewing its stunning architecture, and shopping or participating in local activities.

Edensaw is a distributor of more than 60 species of domestic and exotic hardwoods, plywood, and veneer. The company also sells a variety of tools, hardware, and woodworking materials. Edensaw is located at 211 Seton Road, and offers a toll free line: (800) 745-3336. For Port Townsend Visitor Information call this toll free number: (888) ENJOYPT, or E-mail [info@ptchamber.org](mailto:info@ptchamber.org).

### Ferry Schedule for Port Townsend-Keystone:

Depart Keystone: 10:15, 11:15, and Noon.  
(The 7:15 and 8:45 departures are canceled that day due to low tides)  
Depart Port Townsend: 1:30 p.m., 2:15, 3:00, 3:45, 4:30, 5:15, 6:00, 6:45, and 8:30.

A 30-minute advance arrival is recommended for vehicle traffic. Walk-ons: 10 minutes.

Fares: Vehicle and driver - \$10.90. Passengers - \$2.50. All fares are collected each way, and credit cards are accepted.

—Jay

## Toys for Tots

The members are warming up for a great year of toy making.

Doug Duehning has taken a lead role in “trains”, supported by Shelter Bay woodworkers, Ken LaMarche, Glen Koontz and Michael Hennessey. Any local woodworker wanting to join the group would be most welcome.

Gary Weyers, Ferndale is taking the lead in making the “tug-barge” toy crafted by Rick Anderson. Richard Zegers and Ron Engstrom are the first team members to join. Gary will be looking for more teammates.

Cec Braeden is looking into the “pendulum cradle” and if time and conditions are right, he will be interested in forming a team. This could be an opportunity for Herb Laiche, who is a toys for tots volunteer, to team up with Cec. This could be a real learning activity for a lesser experienced woodworker. Cec would be a great mentor for most of us. The program does need cradle makers. So, if interested get in touch with Cec or myself.

Another reminder, alder is available for boy toys and lots of maple is still ready for cradles or boy toys. Your choice, for FREE.

Interested? I’m in the membership list. Call or e-mail.  
--Gene Benson

## “Future of Aviation” Pleases Woodworking Flyers

A small group found pleasure in the NCWA extra-curricular Boeing plant tour and visit to the new Future of Aviation museum on a recent Saturday. All were thrilled by their first look at what air travel will soon be like. We were impressed by the advances in commercial aircraft building and particularly by the recent advances in aircraft materials. The future of flight as designed in the new 787 Dreamliner is all about the replacement of aluminum with lightweight composites, resulting in a lighter aircraft carrying a heavier passenger load.

This transformation is demonstrated in the Museum by exhibits of large airplane fuselage parts and by close examination of the materials themselves. We were given the opportunity to see a huge cylinder section of the composite 787 fuselage alongside a conventional airliner tube. And we sat in a grand mock-up of the new Dreamliner cabin.



The hour-long Boeing plant tour was focused on the 777 airplane production line. Four different aircraft are, or will be, produced at the same time in the Everett plant, including the 787. Plant modifications are underway to create

continuously moving production lines for all planes. Prices for the Everett aircraft average \$350 mil per copy. —Jay

## Woodworkers of the Month.....

Troy Burks, top and Greg Anderson, bottom





**Cec Braeden.....giving new meaning to enjoying the “rocking chair years” !**

Pictured above from left; The Chair, Cec’s first project, a display shelf built at age 10 (he still has the hammer), and The Chairmaker basking in the joy of a project well done! In Cec’s own words.....”I made the chair using plans I purchased from a highly successful chairmaker named Hal Taylor. I found him on the internet after searching for “rocking chair plans”. I purchased enough walnut from Edensaw in Port Townsend to make two chairs. I started the chair on the 30th of January, 2006 and completed it about the 10th of April. A major part of the construction time involved gaining an understanding of just what was detailed in the plans and in building the jigs required for the various processes. The processes require great care in execution but no skills beyond that of most of our woodworkers. I finished the chair with Deft Danish Oil. It is a pretty simple finish to use. Hal Taylor recommends this finish and tells you how to prepare the wood. It involved using 220 and then 320 grit sandpaper and then Abralon pads, something I was previously unfamiliar with) used on orbital sander to burnish the surface to a shine. You then remove all traces of dust by blowing the surface clean with compressed air (outside), wetting the surface with the Danish oil for 30 minutes and then wiping it totally dry with paper towels. The process is repeated a week later.”

**Bring ‘n Brag.....an NCWA Tradition.**

Logan Sullivan’s Zebra Wood and Walnut plane (left).....Logan didn’t have time to take the class but that didn’t stop him from making a plane. Lyle Hand’s box crafted from Cork Elm. Nicely crafted with hand cut dovetails and a very distinctive appearance to the wood.



## 2 x 4 Bakeoff.....Out of the oven!

Entrants, clockwise from upper left.....*People's Choice Award*, Vern Leibrant's turned & reassembled insect, Head Baker Val Matthews box, Gary Weyers scroll saw magic, Rick Anderson 2's for Tots tugs and barges, and Richard Zegers clock/display stand. Amazing.....all of this from the lowly 2 x 4!



### ***THE WOOD SHED.....***

#### **AMERICAN ELM SALE**

5/4 X 8-10" Widths. 6' lengths. 200bf. \$1.50/bf  
\$1/ bf for whole lot. Steve Intveld 360-592-5670

## COMING EVENTS


June 6th	7:00PM	Monthly Meeting	Hillcrest Lodge in Mount Vernon
June 21st	7:00PM	Board Meeting	Farmhouse Restaurant on Hwy 20
June 24th	Noon	Newsletter Deadline	Rick's Email Box
June 24th	All Day	Trip to Edensaw	Port Townsend (See page 4 for details)
July 11th	7 PM	Monthly Meeting	Hillcrest Lodge in Mount Vernon
August 5th	TBD	Annual Picnic	Laura & Val Matthews, Bow

---

The NCWA is open to all interested woodworkers, and was formed to promote high standards in woodworking, woodworking education and showcasing local woodworking. Meetings are held on the first Tuesday of each month at 7:00 PM. Location is announced in the newsletter. Dues are \$30 per year, payable to NCWA, 5268 Island View Way, Bow, WA 98232. Newsletter submissions are welcomed and are due by the 3rd Saturday of the month. Submit to NCWA Newsletter, 1331 Meador Ave., Suite J105, Bellingham, WA 98229 or Email to [rick@gardenarches.com](mailto:rick@gardenarches.com) or call 360-650-1587.

### **2006 Officers and Committee Chairs:**

President:	Bob Doop	(360) 293-4522	Librarian:	Jim Torrence	(360) 629-6670
V.P.:	Ed Pysher	(360) 766-0136	Newsletter:	Rick Anderson	(360) 650-1587
Secretary:	Jay Geisel	(360) 466-3908	Membership:	Ed Pysher	(360) 766-0136
Treasurer:	Doug Deuhning	(360) 466-1281	Shows:	Phil Choquette	(360) 675-8320
Programs:	Cecil Braeden	(360) 588-9830		Nick Van	(360) 387-4174
Activities:	CHAIRPERSON NEEDED		Projects:	Val Matthews	(360) 757-7730
Education:	R.P. Myers	(360) 708-4677	Toys for Tots:	Gene Benson	(360) 466-3004
Co-Webmaster:	Greg Shumate	360-387-2066	Co-Webmaster:	Mike New	(360) 707-2314



**NCWA NEWSLETTER**

1331 Meador Ave, Suite J105  
Bellingham, WA 98229